

14e GRAND PRIX DE MONACO HISTORIQUE

Liste des engagés série C: Voitures de Sport à moteur avant de 1952 à 1957

N°	Pilote NOM Prénom	Nat.Pil.	Concurrent NOM Prénom	Nat.Con.	Marque	Modèle	Année	Classe
2	RAWLINGS Thomas	GBR	SERGISON Ewen	GBR	CONNAUGHT	L2	1948	2
4	FINCKENSTEIN, VON Joackim	DEU	OTTEN Albert	DEU	KIEFT	SPORT	1954	2
6	LANGEWIESCHE Bernd	DEU	LANGEWIESCHE Bernd	DEU	LOTUS	MK IX	1955	1
8	BOURNE Richard	GBR	PAUL Malcolm	GBR	LOTUS	MK X	1955	1
10	SMITH-HILLIARD Max	GBR	SMITH-HILLIARD Max	GBR	LOTUS	MK X	1955	1
12	STAES Erik	BEL	STAES Erik	BEL	LOTUS	MK XI	1956	1
16	INCERTI Carlo	ITA	INCERTI Carlo	ITA	OSCA	MT4-AD	1955	1
18	SUCARI Adrian	ARG	SUCARI Adrian	ARG	MASERATI	A6GCS	1954	1
20	BALLY Jean-Jacques	FRA	BALLY Jean-Jacques	FRA	MASERATI	A6GCS	1953	1
22	SIELECKI Carlos	ARG	SIELECKI Carlos	ARG	MASERATI	A6GCS	1954	1
24	RATHENOW Lutz	DEU	RATHENOW Lutz	DEU	VERITAS	RS2000	1948	1
26	WARD Steve	GBR	WARD Steve	GBR	FRAZER-NASH	Le Mans Replica (MK1)	1950	1
28	CHILD Tim	GBR	CHILD Tim	GBR	FRAZER-NASH	Le Mans Replica (MK2)	1952	1
30	BRESLOW John	USA	MARCAIS Oliver	GBR	FRAZER-NASH	Le Mans Replica (MK2)	1952	1
32	MACCHI Pierre	FRA	MACCHI Pierre	FRA	FRAZER-NASH	Le Mans Coupé	1953	1
34	GRIFFIN Paul	GBR	GRIFFIN Paul	GBR	CONNAUGHT	ALSR	1954	1
36	WOOD Anthony	GBR	WOOD Anthony	GBR	LISTER	BRISTOL	1955	1
38	BOND Stephen	GBR	BOND Stephen	GBR	LISTER	FLAT IRON	1955	1
50	BERGEL SAINZ DE BARANBA Jaime	ESP	DRIVEX	ESP	PEGASO	Z102	1952	2
52	FRANKLIN David	GBR	FRANKLIN David	GBR	FERRARI	250 MM	1953	2
54	OTTIS Tazio	USA	OTTIS Tazio	USA	FERRARI	750 MONZA	1955	2
56	WEBB Nigel	GBR	WEBB Nigel	GBR	JAGUAR	C TYPE	1952	3
58	BERT Nicolas	BEL	BERT Nicolas	BEL	JAGUAR	C TYPE	1952	2
60	HALUSA Niklas	AUT	HALUSA Martin	AUT	JAGUAR	D TYPE	1954	3
62	HUNT Martin	GBR	HUNT Martin	GBR	HWM-JAGUAR	SPORT	1954	2
64	FISKEN Gregor	GBR	FISKEN Gregor	GBR	HWM	Jaguar	1953	2
66	KYVALOVA Katarina	DEU	KYVALOVA Katarina	DEU	COOPER-JAGUAR	T33	1954	3
68	ELICABE Manuel	ARG	ELICABE Manuel	ARG	COOPER-JAGUAR	T38 (MK2)	1955	3
70	WAKEMAN Frederic	GBR	WAKEMAN Frederic	GBR	COOPER-JAGUAR	T38	1955	3

14e GRAND PRIX DE MONACO HISTORIQUE

Liste des engagés série C: Voitures de Sport à moteur avant de 1952 à 1957





























N°	Pilote NOM Prénom	Nat.Pil.	Concurrent NOM Prénom	Nat.Con.	Marque	Modèle	Année	Classe
72	FRIEDRICHS Wolfgang	DEU	FRIEDRICHS Wolfgang	DEU	ASTON-MARTIN	DB3S	1954	3
74	CASTELEIN Maxime	BEL	CASTELEIN Maxime	BEL	ASTON-MARTIN	DB3S	1953	3
76	SIELECKI Mathias	ARG	SIELECKI Mathias	ARG	ASTON-MARTIN	DB3S	1955	3
80	WILSON Richard	GBR	WILSON Richard	GBR	MASERATI	250S	1957	2
82	FIERRO-ELETA Guillermo	ESP	FIERRO-ELETA Guillermo	ESP	MASERATI	300S	1957	2
84	HUERTGEN Claudia	DEU	METHUSALEM RACING	DEU	MASERATI	300S	1955	2
86	BAKER Brad	CAN	BAKER Brad	CAN	MASERATI	300S	1955	2
88	O'NEILL Jeffrey	USA	O'NEILL Jeffrey	USA	MASERATI	350S	1956	2
90	MARTY Didier	FRA	MARTY Didier	FRA	ALLARD	J2	1950	2

14ème GRAND PRIX DE MONACO HISTORIQUE 2024
 SERIE C : Voitures de Sport - moteur avant de (1952 - 1957)
 SERIE C : Sports Racing cars - front engines (1952 - 1957)

LISTE FINALE DES AUTORISES A PRENDRE LE DEPART / FINAL LIST OF AUTHORISED DRIVERS TO RACE

Num Num	Pilote Pilot	Nat Pil Nat Pil	Concurrent Competitor	Nat.Com Nat Com	Marque Type	Modèle Model	Année Year	Classe class
2	RAWLINGS Thomas		SERGISON Ewen		CONNAUGHT	L2	1948	2
4	FINCKENSTEIN, VON Joackim		OTTEN Albert		KIEFT	SPORT	1954	2
6	LANGEWIESCHE Bernd		LANGEWIESCHE Bernd		LOTUS	MK IX	1955	1
8	BOURNE Richard		PAUL Malcolm		LOTUS	MK X	1955	1
10	SMITH-HILLIARD Max		SMITH-HILLIARD Max		LOTUS	MK X	1955	1
12	STAES Erik		STAES Erik		LOTUS	MK XI	1956	1
16	INCERTI Carlo		INCERTI Carlo		OSCA	MT4-AD	1955	1
18	SUCARI Adrian		SUCARI Adrian		MASERATI	A6GCS	1954	1
20	BALLY Jean-Jacques		BALLY Jean-Jacques		MASERATI	A6GCS	1953	1
22	SIELECKI Carlos		SIELECKI Carlos		MASERATI	A6GCS	1954	1
24	RATHENOW Lutz		RATHENOW Lutz		VERITAS	RS2000	1948	1
26	WARD Stephen		WARD Stephen		FRAZER-NASH	Le Mans Replica (MK1)	1950	1
28	CHILD Tim		CHILD Tim		FRAZER-NASH	Le Mans Replica (MK2)	1952	1
30	BRESLOW John		MARCAIS Oliver		FRAZER-NASH	Le Mans Replica (MK2)	1952	1
32	MACCHI Pierre		MACCHI Pierre		FRAZER-NASH	Le Mans Coupé	1953	1
34	GRIFFIN Paul		GRIFFIN Paul		CONNAUGHT	ALSR	1954	1
36	WOOD Anthony		WOOD Anthony		LISTER	BRISTOL	1955	1
38	BOND Stephen		BOND Stephen		LISTER	FLAT IRON	1955	1
50	BERGEL SAINZ DE BARANBA Jaime		DRIVEX		PEGASO	Z102	1952	2
52	FRANKLIN David		FRANKLIN David		FERRARI	250 MM	1953	2
54	OTTIS Tazio		ELICABE Manuel		FERRARI	750 MONZA	1955	2
56	WEBB Nigel		WEBB Nigel		JAGUAR	C TYPE	1952	3
58	BERT Nicolas		BERT Nicolas		JAGUAR	C TYPE	1952	2

LISTE FINALE DES AUTORISES A PRENDRE LE DEPART / FINAL LIST OF AUTHORISED DRIVERS TO RACE

Num	Pilote	Nat Pil	Concurrent	Nat.Com	Marque	Modèle	Année	Classe
Num	Pilot	Nat Pil	Competitor	Nat Com	Type	Model	Year	class
60	HALUSA Niklas		HALUSA Martin		JAGUAR	D TYPE	1954	3
62	HUNT Martin		HUNT Martin		HWM-JAGUAR	SPORT	1954	2
64	FISKEN Gregor		FISKEN Gregor		HWM	JAGUAR	1953	2
66	KYVALOVA Katarina		KYVALOVA Katarina		COOPER-JAGUAR	T33	1954	3
68	ELICABE Manuel		ELICABE Manuel		COOPER-JAGUAR	T38 (MK2)	1955	3
70	WAKEMAN Frederic		WAKEMAN Frederic		COOPER-JAGUAR	T38	1955	3
72	FRIEDRICHS Wolfgang		FRIEDRICHS Wolfgang		ASTON-MARTIN	DB3S	1954	3
74	CASTELEIN Maxime		CASTELEIN Maxime		ASTON-MARTIN	DB3S	1953	3
76	SIELECKI Mathias		SIELECKI Mathias		ASTON-MARTIN	DB3S	1955	3
80	WILSON Richard		WILSON Richard		MASERATI	250S	1957	2
82	FIERRO-ELETA Guillermo		FIERRO-ELETA Guillermo		MASERATI	300S	1957	2
84	HUERTGEN Claudia		METHUSALEM RACING		MASERATI	300S	1955	2
86	BAKER Brad		BAKER Brad		MASERATI	300S	1955	2
88	O'NEILL Jeffrey		O'NEILL Jeffrey		MASERATI	350S	1956	2
90	MARTY Didier		MARTY Didier		ALLARD	J2	1950	2

38 Concurrents / Competitors

Commission Sportive
 H. Orsini / S. Bensa / F. Dumont, 09/05/2024, 20:49:54



14ème GRAND PRIX DE MONACO HISTORIQUE 2024
 SERIE C : Voitures de Sport - moteur avant de (1952 - 1957)
 SERIE C : Sports Racing cars - front engines (1952 - 1957)
 Essais libres / Free Practice Session

CLASSEMENT FINAL DE LA SEANCE / SESSION FINAL CLASSIFICATION

Cl	Num	Pilote	Nat Pil	Concurrent	Nat.Com	Classe	Marque	Modèle	Année	Temps	Ecart	Tours	Vitesse
Rnk	Num	Pilot	Nat Pil	Competitor	Nat Com	class	Type	Model	Year	Time	Gap	Laps	Speed
1	10	SMITH-HILLIARD Max		SMITH-HILLIARD Max		1	LOTUS	MK X	1955	2:02.714		15	97,89
2	64	FISKEN Gregor		FISKEN Gregor		2	HWM	JAGUAR	1953	2:03.270	+0.556	14	97,45
3	80	WILSON Richard		WILSON Richard		2	MASERATI	250S	1957	2:03.908	+1.194	14	96,95
4	82	FIERRO-ELETA Guillermo		FIERRO-ELETA Guillermo		2	MASERATI	300S	1957	2:04.035	+1.321	14	96,85
5	60	HALUSA Niklas		HALUSA Martin		3	JAGUAR	D TYPE	1954	2:04.102	+1.388	15	96,80
6	84	HUERTGEN Claudia		METHUSALEM RACING		2	MASERATI	300S	1955	2:04.311	+1.597	13	96,63
7	62	HUNT Martin		HUNT Martin		2	HWM-JAGUAR	SPORT	1954	2:06.219	+3.505	13	95,17
8	76	SIELECKI Mathias		SIELECKI Mathias		3	ASTON-MARTIN	DB3S	1955	2:06.234	+3.520	13	95,16
9	36	WOOD Anthony		WOOD Anthony		1	LISTER	BRISTOL	1955	2:06.255	+3.541	15	95,15
10	70	WAKEMAN Frederic		WAKEMAN Frederic		3	COOPER-JAGUAR	T38	1955	2:06.532	+3.818	13	94,94
11	54	OTTIS Tazio		ELICABE Manuel		2	FERRARI	750 MONZA	1955	2:07.460	+4.746	14	94,25
12	58	BERT Nicolas		BERT Nicolas		2	JAGUAR	C TYPE	1952	2:08.796	+6.082	14	93,27
13	68	ELICABE Manuel		ELICABE Manuel		3	COOPER-JAGUAR	T38 (MK2)	1955	2:09.192	+6.478	14	92,98
14	56	WEBB Nigel		WEBB Nigel		3	JAGUAR	C TYPE	1952	2:11.761	+9.047	14	91,17
15	52	FRANKLIN David		FRANKLIN David		2	FERRARI	250 MM	1953	2:12.266	+9.552	12	90,82

CLASSEMENT FINAL DE LA SEANCE / SESSION FINAL CLASSIFICATION

Clé	Num	Pilote	Nat Pil	Concurrent	Nat.Com	Classe	Marque	Modèle	Année	Temps	Ecart	Tours	Vitesse
Rnk	Num	Pilot	Nat Pil	Competitor	Nat Com	class	Type	Model	Year	Time	Gap	Laps	Speed
16	8	BOURNE Richard		PAUL Malcolm		1	LOTUS	MK X	1955	2:13.268	+10.554	8	90,14
17	86	BAKER Brad		BAKER Brad		2	MASERATI	300S	1955	2:14.745	+12.031	13	89,15
18	88	O'NEILL Jeffrey		O'NEILL Jeffrey		2	MASERATI	350S	1956	2:14.801	+12.087	14	89,11
19	66	KYVALOVA Katarina		KYVALOVA Katarina		3	COOPER-JAGUAR	T33	1954	2:14.933	+12.219	13	89,03
20	18	SUCARI Adrian		SUCARI Adrian		1	MASERATI	A6GCS	1954	2:16.150	+13.436	13	88,23
21	24	RATHENOW Lutz		RATHENOW Lutz		1	VERITAS	RS2000	1948	2:16.331	+13.617	14	88,11
22	20	BALLY Jean-Jacques		BALLY Jean-Jacques		1	MASERATI	A6GCS	1953	2:16.608	+13.894	14	87,93
23	74	CASTELEIN Maxime		CASTELEIN Maxime		3	ASTON-MARTIN	DB3S	1953	2:17.816	+15.102	10	87,16
24	72	FRIEDRICHS Wolfgang		FRIEDRICHS Wolfgang		3	ASTON-MARTIN	DB3S	1954	2:18.910	+16.196	14	86,48
25	38	BOND Stephen		BOND Stephen		1	LISTER	FLAT IRON	1955	2:19.446	+16.732	14	86,14
26	12	STAES Erik		STAES Erik		1	LOTUS	MK XI	1956	2:19.956	+17.242	13	85,83
27	34	GRIFFIN Paul		GRIFFIN Paul		1	CONNAUGHT	ALSR	1954	2:22.520	+19.806	13	84,29
28	6	LANGEWIESCHE Bernd		LANGEWIESCHE Bernd		1	LOTUS	MK IX	1955	2:26.271	+23.557	12	82,12
29	4	FINCKENSTEIN, VON Joackim		OTTEN Albert		2	KIEFT	SPORT	1954	2:27.109	+24.395	7	81,66
30	32	MACCHI Pierre		MACCHI Pierre		1	FRAZER-NASH	Le Mans Coupé	1953	2:27.611	+24.897	13	81,38
31	28	CHILD Tim		CHILD Tim		1	FRAZER-NASH	Le Mans Replica (MK2)	1952	2:27.802	+25.088	13	81,27
32	16	INCERTI Carlo		INCERTI Carlo		1	OSCA	MT4-AD	1955	2:28.368	+25.654	13	80,96
33	22	SIELECKI Carlos		SIELECKI Carlos		1	MASERATI	A6GCS	1954	2:30.906	+28.192	12	79,60
34	90	MARTY Didier		MARTY Didier		2	ALLARD	J2	1950	2:32.337	+29.623	12	78,85
35	30	BRESLOW John		MARCAIS Oliver		1	FRAZER-NASH	Le Mans Replica (MK2)	1952	2:35.618	+32.904	7	77,19
Non Qualifiés / Not Qualified - Limit = 2:39.528													
36	26	WARD Stephen		WARD Stephen		1	FRAZER-NASH	Le Mans Replica (MK1)	1950	2:39.896	+37.182	12	75,13
37	50	BERGEL SAINZ DE BARANBA Jaime		DRIVEX		2	PEGASO	Z102	1952	3:25.476	+1:22.762	3	58,46

14ème GRAND PRIX DE MONACO HISTORIQUE 2024
 SERIE C : Voitures de Sport - moteur avant de (1952 - 1957)
 SERIE C : Sports Racing cars - front engines (1952 - 1957)
 Essais libres / Free Practice Session
 CLASSEMENT FINAL DE LA SEANCE / SESSION FINAL CLASSIFICATION



Clé	Num	Pilote	Nat Pil	Concurrent	Nat.Com	Classe	Marque	Modèle	Année	Temps	Ecart	Tours	Vitesse
Rnk	Num	Pilot	Nat Pil	Competitor	Nat Com	class	Type	Model	Year	Time	Gap	Laps	Speed

Pas de temps / No time

2	RAWLINGS Thomas		SERGISON Ewen		2	CONNAUGHT	L2		1948				
---	------------------------	---	---------------	---	---	-----------	----	--	------	--	--	--	--

DECISION N°1

N18 : Annulation du meilleur temps de la séance / Cancellation of the best lap time of the free practice

DECISION N°2

N50 : Annulation du meilleur temps de la séance / Cancellation of the best lap time of the free practice

DECISION N°3

N90 : Annulation du meilleur temps de la séance / Cancellation of the best lap time of the free practice

Commission Sportive

H. Orsini / S. Bensa / F. Dumont, 10/05/2024, 19:30:54

























14ème GRAND PRIX DE MONACO HISTORIQUE 2024
 SERIE C : Voitures de Sport - moteur avant de (1952 - 1957)

SERIE C : Sports Racing cars - front engines (1952 - 1957)

Essais Qualificatifs / Qualifying Practice Session

CLASSEMENT FINAL DE LA SEANCE / FINAL SESSION CLASSIFICATION

Cl	Num	Pilote	Nat Pil	Concurrent	Nat.Com	Classe	Marque	Modèle	Année	Temps	Ecart	Tours	Vitesse
Rnk	Num	Pilot	Nat Pil	Competitor	Nat Com	class	Type	Model	Year	Time	Gap	Laps	Speed
1	70	WAKEMAN Frederic		WAKEMAN Frederic		3	COOPER-JAGUAR	T38	1955	1:59.770		12	100,30
2	80	WILSON Richard		WILSON Richard		2	MASERATI	250S	1957	2:00.363	+0.593	12	99,80
3	10	SMITH-HILLIARD Max		SMITH-HILLIARD Max		1	LOTUS	MK X	1955	2:00.437	+0.667	13	99,74
4	84	HUERTGEN Claudia		METHUSALEM RACING		2	MASERATI	300S	1955	2:02.233	+2.463	13	98,28
5	36	WOOD Anthony		WOOD Anthony		1	LISTER	BRISTOL	1955	2:03.560	+3.790	13	97,22
6	62	HUNT Martin		HUNT Martin		2	HWM-JAGUAR	SPORT	1954	2:05.058	+5.288	12	96,06
7	8	BOURNE Richard		PAUL Malcolm		1	LOTUS	MK X	1955	2:06.254	+6.484	9	95,15
8	86	BAKER Brad		BAKER Brad		2	MASERATI	300S	1955	2:07.836	+8.066	12	93,97
9	18	SUCARI Adrian		SUCARI Adrian		1	MASERATI	A6GCS	1954	2:09.847	+10.077	12	92,51
10	52	FRANKLIN David		FRANKLIN David		2	FERRARI	250 MM	1953	2:10.791	+11.021	13	91,85
11	66	KYVALOVA Katarina		KYVALOVA Katarina		3	COOPER-JAGUAR	T33	1954	2:11.082	+11.312	12	91,64
12	24	RATHENOW Lutz		RATHENOW Lutz		1	VERITAS	RS2000	1948	2:15.660	+15.890	12	88,55
13	28	CHILD Tim		CHILD Tim		1	FRAZER-NASH	Le Mans Replica (MK2)	1952	2:18.419	+18.649	11	86,78
14	38	BOND Stephen		BOND Stephen		1	LISTER	FLAT IRON	1955	2:18.535	+18.765	12	86,71
15	20	BALLY Jean-Jacques		BALLY Jean-Jacques		1	MASERATI	A6GCS	1953	2:18.699	+18.929	12	86,61

14ème GRAND PRIX DE MONACO HISTORIQUE 2024
 SERIE C : Voitures de Sport - moteur avant de (1952 - 1957)
 SERIE C : Sports Racing cars - front engines (1952 - 1957)
 Essais Qualificatifs / Qualifying Practice Session
 CLASSEMENT FINAL DE LA SEANCE / FINAL SESSION CLASSIFICATION

Clé	Num	Pilote	Nat Pil	Concurrent	Nat.Com	Classe	Marque	Modèle	Année	Temps	Ecart	Tours	Vitesse
Rnk	Num	Pilot	Nat Pil	Competitor	Nat Com	class	Type	Model	Year	Time	Gap	Laps	Speed
16	34	GRIFFIN Paul		GRIFFIN Paul		1	CONNAUGHT	ALSR	1954	2:19.226	+19.456	12	86,28
17	32	MACCHI Pierre		MACCHI Pierre		1	FRAZER-NASH	Le Mans Coupé	1953	2:22.235	+22.465	11	84,46
18	90	MARTY Didier		MARTY Didier		2	ALLARD	J2	1950	2:25.358	+25.588	11	82,64
19	30	BRESLOW John		MARCAIS Oliver		1	FRAZER-NASH	Le Mans Replica (MK2)	1952	2:29.324	+29.554	10	80,45
20	26	WARD Stephen		WARD Stephen		1	FRAZER-NASH	Le Mans Replica (MK1)	1950	2:33.125	+33.355	10	78,45
21	88	O'NEILL Jeffrey		O'NEILL Jeffrey		2	MASERATI	350S	1956	2:35.665	+35.895	2	77,17

Pas de temps / No time

6	LANGEWIESCHE Bernd		LANGEWIESCHE Bernd		1	LOTUS	MK IX	1955
12	STAES Erik		STAES Erik		1	LOTUS	MK XI	1956
16	INCERTI Carlo		INCERTI Carlo		1	OSCA	MT4-AD	1955
54	OTTIS Tazio		ELICABE Manuel		2	FERRARI	750 MONZA	1955
56	WEBB Nigel		WEBB Nigel		3	JAGUAR	C TYPE	1952
58	BERT Nicolas		BERT Nicolas		2	JAGUAR	C TYPE	1952
60	HALUSA Niklas		HALUSA Martin		3	JAGUAR	D TYPE	1954
64	FISKEN Gregor		FISKEN Gregor		2	HWM	JAGUAR	1953
68	ELICABE Manuel		ELICABE Manuel		3	COOPER-JAGUAR	T38 (MK2)	1955
72	FRIEDRICHS Wolfgang		FRIEDRICHS Wolfgang		3	ASTON-MARTIN	DB3S	1954
74	CASTELEIN Maxime		CASTELEIN Maxime		3	ASTON-MARTIN	DB3S	1953
82	FIERRO-ELETA Guillermo		FIERRO-ELETA Guillermo		2	MASERATI	300S	1957

Non-Partants / DNSs

4	FINCKENSTEIN, VON Joackim		OTTEN Albert		2	KIEFT	SPORT	1954
50	BERGEL SAINZ DE BARANBA Jaime		DRIVEX		2	PEGASO	Z102	1952

14ème GRAND PRIX DE MONACO HISTORIQUE 2024
 SERIE C : Voitures de Sport - moteur avant de (1952 - 1957)
 SERIE C : Sports Racing cars - front engines (1952 - 1957)
 Essais Qualificatifs / Qualifying Practice Session
 CLASSEMENT FINAL DE LA SEANCE / FINAL SESSION CLASSIFICATION



Clé	Num	Pilote	Nat Pil	Concurrent	Nat.Com	Classe	Marque	Modèle	Année	Temps	Ecart	Tours	Vitesse
Rnk	Num	Pilot	Nat Pil	Competitor	Nat Com	class	Type	Model	Year	Time	Gap	Laps	Speed

Abandons / DNFs

2	RAWLINGS Thomas		SERGISON Ewen		2	CONNAUGHT	L2		1948				
22	SIELECKI Carlos		SIELECKI Carlos		1	MASERATI	A6GCS		1954				
76	SIELECKI Mathias		SIELECKI Mathias		3	ASTON-MARTIN	DB3S		1955				

Pas de temps selon décision CS / No time after décision SC

60.82.64.54.68.56.72.74.12.6.16.58.2.22.76

N72 . Track limit (chicane) / Franchissement limite de piste (chicane) cancelled time / Temps annulé 2.27:704 Lap/ Tour 2
 N86 . Track limit (chicane) / Franchissement limite de piste (chicane) cancelled time / Temps annulé 2.07 :110 Lap/ Tour 7
 N12 . Track limit (chicane) / Franchissement limite de piste (chicane) cancelled time / Temps annulé 2:15 :498 Lap/ Tour 7
 N20 . Track limit (chicane) / Franchissement limite de piste (chicane) cancelled time / Temps annulé 2.19:452 Lap/ Tour 9
 N32 . Track limit (chicane) / Franchissement limite de piste (chicane) cancelled time / Temps annulé 2.19:590 Lap/ Tour 10
 N32 . Track limit (chicane) / Franchissement limite de piste (chicane) cancelled time / Temps annulé 2.30:720 Lap/ Tour 11
 N56 . Track limit (swimmingpool) / Franchissement limite de piste (piscine) cancelled time / Temps annulé.2:12:881 Lap/ Tour 6
 N64 . Track limit (swimmingpool) / Franchissement limite de piste (piscine) cancelled time / Temps annulé :2:02/607 Lap/ Tour 7
 N52 . Track limit (swimmingpool) / Franchissement limite de piste (piscine) cancelled time / Temps annulé 2:11:798 Lap/ Tour 9
 N58 . Track limit (swimmingpool) / Franchissement limite de piste (piscine) cancelled time / Temps annulé2:09:122 Lap/ Tour 10

Décision N8,N9

N12,20: Crossed the yellow line at the pit twice / Franchissement ligne jaune sortie pit par deux fois

Cancellation of the 2 best laps of the qualifying session / Annulation des 2 meilleurs temps de la session de qualification

Décision N7,6,5,4



N24,38,62,72: Crossed the yellow line at the pit / Franchissement ligne jaune sortie pit
Cancellation of the best laps of the qualifying session / Annulation du meilleur temps de la session de qualification

Le chronométrage

Commission Sportive
H. Orsini / S. Bensa / F. Dumont, 12/05/2024, 14:28:33



12/05/2024 - 14:15 / Page 4/4

14ème GRAND PRIX DE MONACO HISTORIQUE 2024
 SERIE C : Voitures de Sport - moteur avant de (1952 - 1957)
 SERIE C : Sports Racing cars - front engines (1952 - 1957)
 Essais Qualificatifs / Qualifying Practice Session
 Historique / Records

Num	Nom pilote	Heure	Secteur 1	Secteur 2	Secteur 3	Tour	Temps
Num		Hour	Sector 1	Sector 2	Sector 3	Lap	Time
2 RAWLINGS Thomas							
START							
2	RAWLINGS	45.829				1	
		5:05.235					FCY FLAG
		6:28.892					RED FLAG
		16:00.073					START
		25:00.667					FINISH

6 LANGEWIESCHE Bernd							
6	LANGEWIESCHE	[IN]					START
6	LANGEWIESCHE	1:00.794				1	
6	LANGEWIESCHE	3:33.149	47.254	1:14.171	30.930	2	2:32.355
		5:05.235					FCY FLAG
6	LANGEWIESCHE	6:04.386	39.510	1:17.092	34.635	3	2:31.237
		6:28.892					RED FLAG
6	LANGEWIESCHE	[IN] 9:04.132	54.426	1:37.914	27.406	3	
		16:00.073					START
6	LANGEWIESCHE	7:33.499				4	
6	LANGEWIESCHE	9:57.059	40.974	1:12.545	30.041	5	2:23.560

Num	Nom pilote	Heure	Secteur 1	Secteur 2	Secteur 3	Tour	Temps
Num		Hour	Sector 1	Sector 2	Sector 3	Lap	Time
6	LANGEWIESCHE	12:19.073	37.207	1:10.860	33.947	6	2:22.014
6	LANGEWIESCHE	14:47.331	39.775	1:15.249	33.234	7	2:28.258
6	LANGEWIESCHE	17:13.027	40.508	1:11.202	33.986	8	2:25.696
6	LANGEWIESCHE	19:44.898	41.330	1:17.225	33.316	9	2:31.871
6	LANGEWIESCHE	22:14.680	40.175	1:18.096	31.511	10	2:29.782
6	LANGEWIESCHE	24:33.274	37.855	1:09.673	31.066	11	2:18.594
		25:00.667					FINISH
6	LANGEWIESCHE	27:00.354	37.974	1:17.433	31.673	12	2:27.080

8 BOURNE Richard							
8	BOURNE	[IN]					START
8	BOURNE	9.000				1	
8	BOURNE	2:24.429	39.897	1:06.086	29.446	2	2:15.429
8	BOURNE	4:30.683	34.123	1:03.450	28.681	3	2:06.254
		5:05.235					FCY FLAG
		6:28.892					RED FLAG
8	BOURNE	[IN] 7:32.645	35.204	1:53.601	33.157	3	
		16:00.073					START
8	BOURNE	6:57.776				4	
8	BOURNE	9:14.541	39.638	1:07.930	29.197	5	2:16.765

Num	Nom pilote	Heure	Secteur 1	Secteur 2	Secteur 3	Tour	Temps
Num		Hour	Sector 1	Sector 2	Sector 3	Lap	Time
8	BOURNE	11:22.420	34.308	1:04.962	28.609	6	2:07.879
8	BOURNE	13:29.817	34.261	1:04.449	28.687	7	2:07.397
8	BOURNE	15:41.642	34.278	1:07.780	29.767	8	2:11.825
8	BOURNE	17:48.218	34.357	1:03.925	28.294	9	2:06.576
8	BOURNE	[IN] 19:52.980	33.609	1:10.865	20.288	9	
		25:00.667					FINISH

Num	Nom pilote	Heure	Secteur 1	Secteur 2	Secteur 3	Tour	Temps
Num		Hour	Sector 1	Sector 2	Sector 3	Lap	Time
10	SMITH-HILLIARD	19:51.718	36.684	1:15.280	30.244	10	2:22.208
10	SMITH-HILLIARD	21:56.823	33.081	1:02.529	29.495	11	2:05.105
10	SMITH-HILLIARD	23:57.260	32.191	1:00.821	27.425	12	2:00.437
		25:00.667					FINISH
10	SMITH-HILLIARD	26:21.083	35.495	1:11.717	36.611	13	2:23.823

10 SMITH-HILLIARD Max

10	SMITH-HILLIARD	[IN]					
							START
10	SMITH-HILLIARD	4.790				1	
10	SMITH-HILLIARD	2:24.800	39.519	1:10.224	30.267	2	2:20.010
10	SMITH-HILLIARD	4:34.746	35.104	1:05.916	28.926	3	2:09.946
		5:05.235					FCY FLAG
		6:28.892					RED FLAG
10	SMITH-HILLIARD	[IN] 7:34.257	38.160	1:48.150	33.201	3	
		16:00.073					START
10	SMITH-HILLIARD	6:58.990				4	
10	SMITH-HILLIARD	9:15.681	39.376	1:08.721	28.594	5	2:16.691
10	SMITH-HILLIARD	11:19.328	33.736	1:02.013	27.898	6	2:03.647
10	SMITH-HILLIARD	13:21.281	32.344	1:02.139	27.470	7	2:01.953
10	SMITH-HILLIARD	15:22.164	31.671	1:01.497	27.715	8	2:00.883
10	SMITH-HILLIARD	17:29.510	34.596	1:03.555	29.195	9	2:07.346

12 STAES Erik

12	STAES	[IN]					
							START
12	STAES	19.706				1	
12	STAES	2:52.402	42.630	1:14.659	35.407	2	2:32.696
		5:05.235					FCY FLAG
12	STAES	5:12.503	37.886	1:10.727	31.488	3	2:20.101
		6:28.892					RED FLAG
12	STAES	[IN] 8:15.595	49.282	1:42.499	31.311	3	
		16:00.073					START
12	STAES	7:12.757				4	
12	STAES	9:36.921	39.540	1:11.224	33.400	5	2:24.164
12	STAES	12:02.058	39.201	1:13.027	32.909	6	2:25.137
12	STAES	14:17.556	36.297	1:08.469	30.732	7	2:15.498
12	STAES	16:33.588	36.987	1:08.380	30.665	8	2:16.032
12	STAES	18:48.491	36.636	1:07.918	30.349	9	2:14.903
12	STAES	21:02.740	36.083	1:07.846	30.320	10	2:14.249

Num	Nom pilote	Heure	Secteur 1	Secteur 2	Secteur 3	Tour	Temps
Num		Hour	Sector 1	Sector 2	Sector 3	Lap	Time
12	STAES	23:16.981	35.790	1:08.556	29.895	11	2:14.241
		25:00.667					FINISH
12	STAES	25:28.291	35.203	1:06.528	29.579	12	2:11.310

Num	Nom pilote	Heure	Secteur 1	Secteur 2	Secteur 3	Tour	Temps
Num		Hour	Sector 1	Sector 2	Sector 3	Lap	Time
16	INCERTI	26:44.561	38.545	1:10.279	32.104	12	2:20.928

16 INCERTI Carlo

16	INCERTI	[IN]					START
16	INCERTI	10.654				1	
16	INCERTI	2:52.394	47.293	1:17.930	36.517	2	2:41.740
		5:05.235					FCY FLAG
16	INCERTI	5:27.237	41.497	1:16.594	36.752	3	2:34.843
		6:28.892					RED FLAG
16	INCERTI	[IN] 8:45.615	51.972	1:55.223	31.183	3	
		16:00.073					START
16	INCERTI	7:14.129				4	
16	INCERTI	9:50.318	45.654	1:16.558	33.977	5	2:36.189
16	INCERTI	12:18.734	39.642	1:14.339	34.435	6	2:28.416
16	INCERTI	14:46.693	39.717	1:15.058	33.184	7	2:27.959
16	INCERTI	17:09.842	39.113	1:11.404	32.632	8	2:23.149
16	INCERTI	19:33.099	39.004	1:12.195	32.058	9	2:23.257
16	INCERTI	21:59.714	38.958	1:13.500	34.157	10	2:26.615
16	INCERTI	24:23.633	39.964	1:12.037	31.918	11	2:23.919
		25:00.667					FINISH

18 SUCARI Adrian

18	SUCARI	[IN]					START
18	SUCARI	1:11.285				1	
18	SUCARI	4:17.950	57.891	1:38.110	30.664	2	3:06.665
		5:05.235					FCY FLAG
		6:28.892					RED FLAG
18	SUCARI	[IN] 7:21.047	38.915	1:51.962	32.220	2	
		16:00.073					START
18	SUCARI	6:50.255				3	
18	SUCARI	9:22.265	46.844	1:09.685	35.481	4	2:32.010
18	SUCARI	11:37.921	36.949	1:09.315	29.392	5	2:15.656
18	SUCARI	13:49.374	35.470	1:06.293	29.690	6	2:11.453
18	SUCARI	16:00.433	34.813	1:06.428	29.818	7	2:11.059
18	SUCARI	18:10.280	35.061	1:05.607	29.179	8	2:09.847
18	SUCARI	20:20.376	34.967	1:05.791	29.338	9	2:10.096
18	SUCARI	22:40.521	39.812	1:09.456	30.877	10	2:20.145
18	SUCARI	24:56.338	34.811	1:10.759	30.247	11	2:15.817
		25:00.667					FINISH
18	SUCARI	27:19.382	35.006	1:08.490	39.548	12	2:23.044

Num	Nom pilote	Heure	Secteur 1	Secteur 2	Secteur 3	Tour	Temps
Num		Hour	Sector 1	Sector 2	Sector 3	Lap	Time
20 BALLY Jean-Jacques							
20	BALLY	[IN]					START
20	BALLY	48.340				1	START
20	BALLY	3:15.312	44.168	1:12.299	30.505	2	2:26.972
		5:05.235					FCY FLAG
20	BALLY	5:36.219	36.414	1:09.769	34.724	3	2:20.907
		6:28.892					RED FLAG
20	BALLY	[IN] 8:46.908	44.911	1:54.182	31.596	3	
		16:00.073					START
20	BALLY	7:15.154				4	
20	BALLY	9:38.673	40.481	1:10.014	33.024	5	2:23.519
20	BALLY	12:03.313	38.211	1:15.118	31.311	6	2:24.640
20	BALLY	14:22.012	37.278	1:09.382	32.039	7	2:18.699
20	BALLY	16:41.333	36.003	1:10.606	32.712	8	2:19.321
20	BALLY	19:00.785	36.858	1:09.698	32.896	9	2:19.452
20	BALLY	21:19.164	36.802	1:10.410	31.467	10	2:18.379
20	BALLY	23:38.293	36.706	1:11.306	31.117	11	2:19.129
		25:00.667					FINISH
20	BALLY	25:56.699	37.275	1:09.921	31.210	12	2:18.406

22 SIELECKI Carlos

22	SIELECKI	[IN]					
----	----------	------	--	--	--	--	--

Num	Nom pilote	Heure	Secteur 1	Secteur 2	Secteur 3	Tour	Temps
Num		Hour	Sector 1	Sector 2	Sector 3	Lap	Time
22 SIELECKI							
22	SIELECKI	1:06.956				1	START
22	SIELECKI	3:49.583	48.628	1:20.927	33.072	2	2:42.627
		5:05.235					FCY FLAG
		6:28.892					RED FLAG
22	SIELECKI	6:51.108	41.365	1:32.278	47.882	2	
22	SIELECKI	[IN] 9:56.165	57.682	1:39.879	27.496	2	
		16:00.073					START
22	SIELECKI	7:40.448				3	
22	SIELECKI	10:13.391	44.841	1:15.110	32.992	4	2:32.943
22	SIELECKI	12:41.603	40.370	1:16.146	31.696	5	2:28.212
22	SIELECKI	15:06.537	40.357	1:12.830	31.747	6	2:24.934
22	SIELECKI	17:33.626	39.588	1:15.496	32.005	7	2:27.089
22	SIELECKI	19:57.396	38.364	1:13.531	31.875	8	2:23.770
22	SIELECKI	22:18.874	38.792	1:11.074	31.612	9	2:21.478
22	SIELECKI	24:39.567	38.769	1:10.267	31.657	10	2:20.693
		25:00.667					FINISH
22	SIELECKI	27:03.760	38.978	1:12.251	32.964	11	2:24.193

24 RATHENOW Lutz

24	RATHENOW	[IN]					
24 RATHENOW							
24	RATHENOW	46.814				1	START

Num	Nom pilote	Heure	Secteur 1	Secteur 2	Secteur 3	Tour	Temps
Num		Hour	Sector 1	Sector 2	Sector 3	Lap	Time
24	RATHENOW	3:19.530	44.899	1:16.688	31.129	2	2:32.716
		5:05.235					FCY FLAG
24	RATHENOW	5:47.383	37.834	1:12.849	37.170	3	2:27.853
		6:28.892					RED FLAG
24	RATHENOW	[IN] 8:55.992	47.650	1:47.896	33.063	3	
		16:00.073					START
24	RATHENOW	7:25.509				4	
24	RATHENOW	9:49.257	40.599	1:10.639	32.510	5	2:23.748
24	RATHENOW	12:07.545	36.409	1:11.147	30.732	6	2:18.288
24	RATHENOW	14:26.162	37.427	1:10.482	30.708	7	2:18.617
24	RATHENOW	16:42.056	36.674	1:08.008	31.212	8	2:15.894
24	RATHENOW	18:59.768	36.738	1:09.481	31.493	9	2:17.712
24	RATHENOW	21:15.428	36.376	1:08.631	30.653	10	2:15.660
24	RATHENOW	23:30.109	36.082	1:07.816	30.783	11	2:14.681
		25:00.667					FINISH
24	RATHENOW	25:49.687	36.439	1:09.540	33.599	12	2:19.578

26 WARD Stephen

26	WARD	[IN]					
							START
26	WARD	1:13.512				1	
26	WARD	4:02.326	52.426	1:20.392	35.996	2	2:48.814
		5:05.235					FCY FLAG

		6:28.892					RED FLAG
26	WARD	[IN] 7:13.080	43.799	1:53.249	33.706	2	
		16:00.073					START
26	WARD	6:41.318				3	
26	WARD	9:31.630	48.844	1:23.801	37.667	4	2:50.312
26	WARD	12:14.330	44.605	1:22.835	35.260	5	2:42.700
26	WARD	14:55.913	43.191	1:23.276	35.116	6	2:41.583
26	WARD	17:33.708	43.566	1:18.492	35.737	7	2:37.795
26	WARD	20:11.702	42.730	1:20.499	34.765	8	2:37.994
26	WARD	22:47.308	42.959	1:17.565	35.082	9	2:35.606
		25:00.667					FINISH
26	WARD	25:20.433	41.106	1:16.523	35.496	10	2:33.125

28 CHILD Tim

28	CHILD	[IN]					
							START
28	CHILD	1:01.851				1	
28	CHILD	3:35.276	46.714	1:14.986	31.725	2	2:33.425
		5:05.235					FCY FLAG
28	CHILD	6:01.384	37.975	1:13.710	34.423	3	2:26.108
		6:28.892					RED FLAG
28	CHILD	[IN] 9:01.637	47.041	1:39.315	33.897	3	
		16:00.073					START

Num	Nom pilote	Heure	Secteur 1	Secteur 2	Secteur 3	Tour	Temps
Num		Hour	Sector 1	Sector 2	Sector 3	Lap	Time
28	CHILD	7:30.965				4	
28	CHILD	9:53.983	40.993	1:11.396	30.629	5	2:23.018
28	CHILD	12:17.628	37.625	1:13.015	33.005	6	2:23.645
28	CHILD	14:36.449	37.429	1:10.834	30.558	7	2:18.821
28	CHILD	17:38.980	1:20.198	1:11.131	31.202	8	3:02.531
28	CHILD	20:05.399	38.744	1:15.763	31.912	9	2:26.419
28	CHILD	22:24.219	37.942	1:10.634	30.244	10	2:18.820
28	CHILD	24:42.638	36.442	1:09.345	32.632	11	2:18.419
		25:00.667					FINISH

30 BRESLOW John

30	BRESLOW	[IN]					
							START
30	BRESLOW	1:19.091				1	
30	BRESLOW	4:11.668	51.770	1:25.355	35.452	2	2:52.577
		5:05.235					FCY FLAG
		6:28.892					RED FLAG
30	BRESLOW	[IN] 7:18.420	42.045	1:52.393	32.314	2	
		16:00.073					START
30	BRESLOW	6:48.585				3	
30	BRESLOW	9:38.763	48.430	1:23.561	38.187	4	2:50.178
30	BRESLOW	12:15.716	43.506	1:19.061	34.386	5	2:36.953
30	BRESLOW	14:53.194	42.291	1:21.293	33.894	6	2:37.478

Num	Nom pilote	Heure	Secteur 1	Secteur 2	Secteur 3	Tour	Temps
Num		Hour	Sector 1	Sector 2	Sector 3	Lap	Time
30	BRESLOW	17:29.147	42.979	1:16.935	36.039	7	2:35.953
30	BRESLOW	20:04.420	41.784	1:19.669	33.820	8	2:35.273
30	BRESLOW	22:35.298	41.103	1:17.008	32.767	9	2:30.878
		25:00.667					FINISH
30	BRESLOW	25:04.622	39.107	1:16.918	33.299	10	2:29.324

32 MACCHI Pierre

32	MACCHI	[IN]					
							START
32	MACCHI	1:03.560				1	
32	MACCHI	3:51.464	50.714	1:23.636	33.554	2	2:47.904
		5:05.235					FCY FLAG
		6:28.892					RED FLAG
32	MACCHI	6:52.945	42.686	1:31.655	47.140	2	
32	MACCHI	[IN] 9:57.958	57.660	1:40.337	27.016	2	
		16:00.073					START
32	MACCHI	7:41.899				3	
32	MACCHI	10:17.535	45.920	1:14.002	35.714	4	2:35.636
32	MACCHI	12:40.255	38.489	1:12.764	31.467	5	2:22.720
32	MACCHI	15:13.895	44.202	1:13.117	36.321	6	2:33.640
32	MACCHI	17:36.130	38.842	1:12.069	31.324	7	2:22.235
32	MACCHI	20:03.068	40.198	1:14.758	31.982	8	2:26.938
32	MACCHI	22:27.534	37.938	1:15.089	31.439	9	2:24.466

Num	Nom pilote	Heure	Secteur 1	Secteur 2	Secteur 3	Tour	Temps
Num		Hour	Sector 1	Sector 2	Sector 3	Lap	Time
32	MACCHI	24:47.124	37.209	1:10.646	31.735	10	2:19.590
		25:00.667					FINISH
32	MACCHI	27:17.844	38.332	1:15.735	36.653	11	2:30.720

34 GRIFFIN Paul

34	GRIFFIN	[IN]					START
34	GRIFFIN	58.384				1	
34	GRIFFIN	3:33.049	45.623	1:16.366	32.676	2	2:34.665
		5:05.235					FCY FLAG
34	GRIFFIN	6:05.106	41.930	1:16.093	34.034	3	2:32.057
		6:28.892					RED FLAG
34	GRIFFIN	[IN] 9:06.385	54.712	1:38.553	28.014	3	
		16:00.073					START
34	GRIFFIN	7:34.727				4	
34	GRIFFIN	9:59.545	41.610	1:12.073	31.135	5	2:24.818
34	GRIFFIN	12:20.236	37.981	1:10.997	31.713	6	2:20.691
34	GRIFFIN	14:49.338	39.785	1:17.858	31.459	7	2:29.102
34	GRIFFIN	17:13.680	39.519	1:11.167	33.656	8	2:24.342
34	GRIFFIN	19:34.256	37.694	1:11.379	31.503	9	2:20.576
34	GRIFFIN	21:59.060	38.809	1:13.393	32.602	10	2:24.804
34	GRIFFIN	24:19.162	37.953	1:10.950	31.199	11	2:20.102
		25:00.667					FINISH

Num	Nom pilote	Heure	Secteur 1	Secteur 2	Secteur 3	Tour	Temps
Num		Hour	Sector 1	Sector 2	Sector 3	Lap	Time
34	GRIFFIN	26:38.388	37.253	1:11.030	30.943	12	2:19.226

36 WOOD Anthony

36	WOOD	[IN]					START
36	WOOD	49.871				1	
36	WOOD	3:09.531	42.823	1:08.400	28.437	2	2:19.660
		5:05.235					FCY FLAG
36	WOOD	5:16.568	33.466	1:05.180	28.391	3	2:07.037
		6:28.892					RED FLAG
36	WOOD	[IN] 8:27.258	54.508	1:47.460	28.722	3	
		16:00.073					START
36	WOOD	7:24.585				4	
36	WOOD	9:41.952	37.356	1:10.609	29.402	5	2:17.367
36	WOOD	11:59.401	36.769	1:10.553	30.127	6	2:17.449
36	WOOD	14:05.576	33.953	1:04.083	28.139	7	2:06.175
36	WOOD	16:10.588	33.524	1:03.510	27.978	8	2:05.012
36	WOOD	18:41.223	38.546	1:19.382	32.707	9	2:30.635
36	WOOD	20:45.735	33.184	1:03.157	28.171	10	2:04.512
36	WOOD	22:49.295	32.938	1:02.903	27.719	11	2:03.560
36	WOOD	24:54.858	33.642	1:03.581	28.340	12	2:05.563
		25:00.667					FINISH
36	WOOD	27:00.606	33.076	1:03.641	29.031	13	2:05.748

Num	Nom pilote	Heure	Secteur 1	Secteur 2	Secteur 3	Tour	Temps
Num		Hour	Sector 1	Sector 2	Sector 3	Lap	Time
38 BOND Stephen							
38	BOND	[IN]					START
38	BOND	56.635				1	
38	BOND	3:31.695	46.631	1:16.447	31.982	2	2:35.060
		5:05.235					FCY FLAG
38	BOND	6:00.193	39.408	1:14.643	34.447	3	2:28.498
		6:28.892					RED FLAG
38	BOND	[IN] 8:59.666	47.145	1:39.041	33.287	3	
		16:00.073					START
38	BOND	7:29.382				4	
38	BOND	9:53.369	42.134	1:11.361	30.492	5	2:23.987
38	BOND	12:15.052	37.449	1:11.693	32.541	6	2:21.683
38	BOND	14:35.537	38.979	1:11.221	30.285	7	2:20.485
38	BOND	16:55.525	37.313	1:12.391	30.284	8	2:19.988
38	BOND	19:14.060	36.922	1:11.128	30.485	9	2:18.535
38	BOND	21:33.116	37.634	1:10.977	30.445	10	2:19.056
38	BOND	23:50.800	36.704	1:10.917	30.063	11	2:17.684
		25:00.667					FINISH
38	BOND	26:09.865	36.878	1:10.730	31.457	12	2:19.065

52 FRANKLIN David

52	FRANKLIN	[IN]					
----	----------	------	--	--	--	--	--

Num	Nom pilote	Heure	Secteur 1	Secteur 2	Secteur 3	Tour	Temps
Num		Hour	Sector 1	Sector 2	Sector 3	Lap	Time
52 FRANKLIN David							
52	FRANKLIN	15.087				1	
52	FRANKLIN	2:47.857	44.800	1:16.336	31.634	2	2:32.770
52	FRANKLIN	5:05.117	35.997	1:10.736	30.527	3	2:17.260
		5:05.235					FCY FLAG
		6:28.892					RED FLAG
52	FRANKLIN	[IN] 8:10.942	54.121	1:42.602	29.102	3	
		16:00.073					START
52	FRANKLIN	7:08.173				4	
52	FRANKLIN	9:31.556	39.588	1:13.023	30.772	5	2:23.383
52	FRANKLIN	11:45.226	35.868	1:08.747	29.055	6	2:13.670
52	FRANKLIN	13:57.005	35.134	1:07.619	29.026	7	2:11.779
52	FRANKLIN	16:07.796	34.588	1:07.213	28.990	8	2:10.791
52	FRANKLIN	18:19.594	34.774	1:07.495	29.529	9	2:11.798
52	FRANKLIN	20:34.878	38.775	1:07.321	29.188	10	2:15.284
52	FRANKLIN	22:46.226	34.623	1:05.908	30.817	11	2:11.348
52	FRANKLIN	24:58.189	34.064	1:08.848	29.051	12	2:11.963
		25:00.667					FINISH
52	FRANKLIN	27:16.208	34.341	1:08.848	34.830	13	2:18.019

54 OTTIS Tazio

54	OTTIS	[IN]					
START							

Num	Nom pilote	Heure	Secteur 1	Secteur 2	Secteur 3	Tour	Temps
Num		Hour	Sector 1	Sector 2	Sector 3	Lap	Time
54	OTTIS	11.694				1	
54	OTTIS	2:26.115	38.874	1:06.506	29.041	2	2:14.421
54	OTTIS	4:35.234	34.885	1:05.727	28.507	3	2:09.119
		5:05.235					FCY FLAG
		6:28.892					RED FLAG
54	OTTIS	[IN] 7:36.741	38.609	1:49.364	33.534	3	
		16:00.073					START
54	OTTIS	6:59.892				4	
54	OTTIS	9:18.593	39.207	1:10.457	29.037	5	2:18.701
54	OTTIS	11:24.736	34.072	1:04.010	28.061	6	2:06.143
54	OTTIS	13:31.662	34.074	1:04.268	28.584	7	2:06.926
54	OTTIS	[IN] 15:34.254	34.886	1:08.998	18.708	7	
		25:00.667					FINISH
54	OTTIS	[IN] 32:53.900				7	

56 WEBB Nigel

56	WEBB	[IN]					START
56	WEBB	13.063				1	
56	WEBB	2:29.944	39.782	1:07.566	29.533	2	2:16.881
56	WEBB	4:39.499	34.082	1:06.278	29.195	3	2:09.555
		5:05.235					FCY FLAG
		6:28.892					RED FLAG

Num	Nom pilote	Heure	Secteur 1	Secteur 2	Secteur 3	Tour	Temps
Num		Hour	Sector 1	Sector 2	Sector 3	Lap	Time
56	WEBB	[IN] 7:42.595	37.895	1:50.950	34.251	3	
		16:00.073					START
56	WEBB	7:01.062				4	
56	WEBB	9:22.853	39.094	1:10.432	32.265	5	2:21.791
56	WEBB	11:35.734	35.049	1:08.474	29.388	6	2:12.884
56	WEBB	13:47.213	35.029	1:07.558	28.892	7	2:11.479
56	WEBB	15:56.097	34.650	1:05.168	29.066	8	2:08.884
56	WEBB	18:07.146	35.483	1:06.537	29.029	9	2:11.049
56	WEBB	20:15.585	33.946	1:05.775	28.718	10	2:08.439
56	WEBB	22:29.165	36.011	1:08.582	28.987	11	2:13.580
56	WEBB	24:40.598	35.800	1:05.594	30.039	12	2:11.433
		25:00.667					FINISH
56	WEBB	26:51.161	34.766	1:06.837	28.960	13	2:10.563

58 BERT Nicolas

58	BERT	[IN]					START
58	BERT	1:04.797				1	
58	BERT	3:33.318	45.865	1:12.231	30.425	2	2:28.521
		5:05.235					FCY FLAG
58	BERT	5:51.119	37.966	1:07.375	32.460	3	2:17.801
		6:28.892					RED FLAG
58	BERT	[IN] 8:57.681	45.330	1:48.097	33.135	3	

Num	Nom pilote	Heure	Secteur 1	Secteur 2	Secteur 3	Tour	Temps
Num		Hour	Sector 1	Sector 2	Sector 3	Lap	Time
		16:00.073					START
58	BERT	7:27.554				4	
58	BERT	9:39.769	36.670	1:06.294	29.251	5	2:12.215
58	BERT	11:58.534	37.600	1:11.131	30.034	6	2:18.765
58	BERT	14:04.194	34.142	1:03.306	28.212	7	2:05.660
58	BERT	16:10.041	33.686	1:03.533	28.628	8	2:05.847
58	BERT	18:20.876	34.098	1:07.967	28.770	9	2:10.835
58	BERT	20:29.998	36.158	1:04.222	28.742	10	2:09.122
58	BERT	22:36.503	33.966	1:04.152	28.387	11	2:06.505
58	BERT	24:44.668	34.099	1:05.264	28.802	12	2:08.165
		25:00.667					FINISH
58	BERT	26:52.949	34.889	1:04.718	28.674	13	2:08.281

60 HALUSA Niklas

60	HALUSA	[IN]					
							START
60	HALUSA	8.007				1	
60	HALUSA	2:21.884			28.588	2	2:13.877
60	HALUSA	4:22.991			27.064	3	2:01.107
		5:05.235					FCY FLAG
		6:28.892					RED FLAG
60	HALUSA	[IN] 7:23.580			31.886	3	
		16:00.073					START

Num	Nom pilote	Heure	Secteur 1	Secteur 2	Secteur 3	Tour	Temps
Num		Hour	Sector 1	Sector 2	Sector 3	Lap	Time
60	HALUSA	6:51.820				4	
60	HALUSA	9:08.868			31.317	5	2:17.048
60	HALUSA	11:09.527			26.827	6	2:00.659
60	HALUSA	13:10.427			26.705	7	2:00.900
60	HALUSA	15:10.356			27.626	8	1:59.929
60	HALUSA	17:24.543			32.173	9	2:14.187
60	HALUSA	19:26.667			27.914	10	2:02.124
60	HALUSA	21:28.746			27.376	11	2:02.079
60	HALUSA	23:40.604			29.311	12	2:11.858
		25:00.667					FINISH
60	HALUSA	25:46.638			29.890	13	2:06.034

62 HUNT Martin

62	HUNT	[IN]					
							START
62	HUNT	1:45.508				1	
62	HUNT	4:14.541	45.786	1:13.789	29.458	2	2:29.033
		5:05.235					FCY FLAG
		6:28.892					RED FLAG
62	HUNT	[IN] 7:10.555	35.370	1:47.555	33.089	2	
		16:00.073					START
62	HUNT	6:39.752				3	
62	HUNT	9:03.560	44.537	1:09.511	29.760	4	2:23.808

14ème GRAND PRIX DE MONACO HISTORIQUE 2024
 SERIE C : Voitures de Sport - moteur avant de (1952 - 1957)
 SERIE C : Sports Racing cars - front engines (1952 - 1957)
 Essais Qualificatifs / Qualifying Practice Session
 Historique / Records



Num	Nom pilote	Heure	Secteur 1	Secteur 2	Secteur 3	Tour	Temps
Num		Hour	Sector 1	Sector 2	Sector 3	Lap	Time
62	HUNT	11:08.685	33.587	1:03.722	27.816	5	2:05.125
62	HUNT	13:15.302	34.236	1:04.499	27.882	6	2:06.617
62	HUNT	15:19.617	32.696	1:03.954	27.668	7	2:04.345
62	HUNT	17:28.235	34.591	1:05.361	28.666	8	2:08.618
62	HUNT	19:37.843	34.601	1:06.374	28.633	9	2:09.608
62	HUNT	21:48.864	35.309	1:05.919	29.793	10	2:11.021
62	HUNT	23:53.922	32.936	1:03.877	28.245	11	2:05.058
		25:00.667					FINISH
62	HUNT	26:06.933	34.092	1:04.399	34.520	12	2:13.011

Num	Nom pilote	Heure	Secteur 1	Secteur 2	Secteur 3	Tour	Temps
Num		Hour	Sector 1	Sector 2	Sector 3	Lap	Time
64	FISKEN	13:35.532	32.458	1:02.848	27.304	7	2:02.607
64	FISKEN	15:39.259	33.006	1:03.366	27.355	8	2:03.727
64	FISKEN	17:45.549	36.134	1:02.897	27.259	9	2:06.290
64	FISKEN	19:56.840	32.954	1:09.210	29.127	10	2:11.291
64	FISKEN	22:00.716	33.196	1:03.302	27.378	11	2:03.876
64	FISKEN	24:08.467	36.738	1:03.503	27.510	12	2:07.751
		25:00.667					FINISH
64	FISKEN	26:13.914	32.345	1:03.968	29.134	13	2:05.447

64 FISKEN Gregor

64	FISKEN	[IN]					
							START
64	FISKEN	39.987				1	
64	FISKEN	2:57.999	46.669	1:04.004	27.339	2	2:18.012
64	FISKEN	5:05.190	34.169	1:04.373	28.649	3	2:07.191
		5:05.235					FCY FLAG
		6:28.892					RED FLAG
64	FISKEN	[IN] 8:13.413	55.108	1:43.040	30.075	3	
		16:00.073					START
64	FISKEN	7:11.534				4	
64	FISKEN	9:26.764	36.755	1:09.093	29.382	5	2:15.230
64	FISKEN	11:32.925	32.915	1:05.796	27.450	6	2:06.161

66 KYVALOVA Katarina

66	KYVALOVA	[IN]					
							START
66	KYVALOVA	1:48.070				1	
66	KYVALOVA	4:15.692	44.765	1:13.008	29.849	2	2:27.622
		5:05.235					FCY FLAG
		6:28.892					RED FLAG
66	KYVALOVA	[IN] 7:14.922	38.116	1:47.532	33.582	2	
		16:00.073					START
66	KYVALOVA	6:44.284				3	
66	KYVALOVA	9:04.134	41.041	1:08.945	29.864	4	2:19.850
66	KYVALOVA	11:15.791	34.576	1:08.822	28.259	5	2:11.657
66	KYVALOVA	13:26.873	34.598	1:07.994	28.490	6	2:11.082
66	KYVALOVA	15:38.975	34.539	1:08.109	29.454	7	2:12.102

Num	Nom pilote	Heure	Secteur 1	Secteur 2	Secteur 3	Tour	Temps
Num		Hour	Sector 1	Sector 2	Sector 3	Lap	Time
66	KYVALOVA	17:52.058	36.338	1:08.426	28.319	8	2:13.083
66	KYVALOVA	20:05.316	34.048	1:08.673	30.537	9	2:13.258
66	KYVALOVA	22:19.745	36.132	1:08.623	29.674	10	2:14.429
66	KYVALOVA	24:35.962	35.745	1:07.892	32.580	11	2:16.217
		25:00.667					FINISH
66	KYVALOVA	26:50.288	35.608	1:09.443	29.275	12	2:14.326

Num	Nom pilote	Heure	Secteur 1	Secteur 2	Secteur 3	Tour	Temps
Num		Hour	Sector 1	Sector 2	Sector 3	Lap	Time
68	ELICABE	20:16.744	34.133	1:05.611	29.034	10	2:08.778
68	ELICABE	22:30.209	35.527	1:08.647	29.291	11	2:13.465
68	ELICABE	24:41.234	35.297	1:05.844	29.884	12	2:11.025
		25:00.667					FINISH
68	ELICABE	26:52.048	34.878	1:06.710	29.226	13	2:10.814

68 ELICABE Manuel

68	ELICABE	[IN]					START
							START
68	ELICABE	16.174				1	
68	ELICABE	2:32.291	39.473	1:07.164	29.480	2	2:16.117
68	ELICABE	4:40.448	33.626	1:05.465	29.066	3	2:08.157
		5:05.235					FCY FLAG
		6:28.892					RED FLAG
68	ELICABE	[IN] 7:46.914	41.867	1:49.408	35.191	3	
		16:00.073					START
68	ELICABE	7:03.974				4	
68	ELICABE	9:28.777	39.412	1:14.684	30.707	5	2:24.803
68	ELICABE	11:38.400	34.437	1:06.309	28.877	6	2:09.623
68	ELICABE	13:47.983	33.943	1:06.534	29.106	7	2:09.583
68	ELICABE	15:59.439	34.894	1:06.973	29.589	8	2:11.456
68	ELICABE	18:07.966	33.919	1:05.785	28.823	9	2:08.527

70 WAKEMAN Frederic

70	WAKEMAN	[IN]					START
							START
70	WAKEMAN	1:41.660				1	
70	WAKEMAN	4:10.894	45.932	1:14.399	28.903	2	2:29.234
		5:05.235					FCY FLAG
		6:28.892					RED FLAG
70	WAKEMAN	[IN] 7:07.239	34.218	1:49.894	32.233	2	
		16:00.073					START
70	WAKEMAN	6:37.020				3	
70	WAKEMAN	8:58.517	45.547	1:08.436	27.514	4	2:21.497
70	WAKEMAN	10:58.287	31.530	1:01.484	26.756	5	1:59.770
70	WAKEMAN	12:58.141	31.967	1:01.265	26.622	6	1:59.854
70	WAKEMAN	15:12.555	32.314	1:11.993	30.107	7	2:14.414
70	WAKEMAN	17:27.002	35.397	1:07.750	31.300	8	2:14.447
70	WAKEMAN	19:33.337	32.218	1:05.972	28.145	9	2:06.335
70	WAKEMAN	21:42.572	34.090	1:05.986	29.159	10	2:09.235

Num	Nom pilote	Heure	Secteur 1	Secteur 2	Secteur 3	Tour	Temps
Num		Hour	Sector 1	Sector 2	Sector 3	Lap	Time
70	WAKEMAN	23:42.841	31.583	1:01.512	27.174	11	2:00.269
		25:00.667					FINISH
70	WAKEMAN	26:01.248	35.414	1:09.528	33.465	12	2:18.407

Num	Nom pilote	Heure	Secteur 1	Secteur 2	Secteur 3	Tour	Temps
Num		Hour	Sector 1	Sector 2	Sector 3	Lap	Time
72	FRIEDRICHS	25:26.838	35.184	1:06.546	29.349	12	2:11.079

72 FRIEDRICHS Wolfgang

72	FRIEDRICHS	[IN]					START
72	FRIEDRICHS	52.707				1	
72	FRIEDRICHS	3:20.411	43.834	1:13.145	30.728	2	2:27.704
		5:05.235					FCY FLAG
72	FRIEDRICHS	5:44.533	37.774	1:09.869	36.479	3	2:24.122
		6:28.892					RED FLAG
72	FRIEDRICHS	[IN] 8:51.621	46.828	1:47.568	32.692	3	
		16:00.073					START
72	FRIEDRICHS	7:18.263				4	
72	FRIEDRICHS	9:39.602	39.767	1:09.775	31.797	5	2:21.339
72	FRIEDRICHS	12:04.325	39.866	1:13.705	31.152	6	2:24.723
72	FRIEDRICHS	14:23.146	38.797	1:08.503	31.521	7	2:18.821
72	FRIEDRICHS	16:40.119	36.923	1:09.135	30.915	8	2:16.973
72	FRIEDRICHS	18:50.932	34.605	1:06.987	29.224	9	2:10.843
72	FRIEDRICHS	21:03.082	35.816	1:06.642	29.692	10	2:12.150
72	FRIEDRICHS	23:15.759	36.315	1:06.952	29.410	11	2:12.677
		25:00.667					FINISH

74 CASTELEIN Maxime

74	CASTELEIN	[IN]					START
74	CASTELEIN	51.036				1	
74	CASTELEIN	3:18.428	42.633	1:14.225	30.534	2	2:27.392
		5:05.235					FCY FLAG
74	CASTELEIN	5:43.658	37.389	1:09.813	38.028	3	2:25.230
		6:28.892					RED FLAG
74	CASTELEIN	[IN] 8:49.244	46.530	1:46.798	32.258	3	
		16:00.073					START
74	CASTELEIN	7:16.142				4	
74	CASTELEIN	9:38.758	40.435	1:09.558	32.623	5	2:22.616
74	CASTELEIN	12:03.858	39.459	1:14.227	31.414	6	2:25.100
74	CASTELEIN	14:22.697	38.491	1:08.169	32.179	7	2:18.839
74	CASTELEIN	16:37.372	36.426	1:08.401	29.848	8	2:14.675
74	CASTELEIN	18:50.002	36.218	1:06.575	29.837	9	2:12.630
74	CASTELEIN	21:07.182	36.418	1:10.449	30.313	10	2:17.180
74	CASTELEIN	23:21.226	36.265	1:07.742	30.037	11	2:14.044
		25:00.667					FINISH
74	CASTELEIN	25:35.556	36.777	1:07.278	30.275	12	2:14.330

Num	Nom pilote	Heure	Secteur 1	Secteur 2	Secteur 3	Tour	Temps
Num		Hour	Sector 1	Sector 2	Sector 3	Lap	Time

76 SIELECKI Mathias

76	SIELECKI	[IN]					
							START
76	SIELECKI	17.565				1	
76	SIELECKI	2:34.399	40.687	1:07.466	28.681	2	2:16.834
76	SIELECKI	4:41.239	33.610	1:04.615	28.615	3	2:06.840
							5:05.235 FCY FLAG
							6:28.892 RED FLAG
76	SIELECKI	[IN] 7:45.021	40.073	1:49.061	34.648	3	
							16:00.073 START
76	SIELECKI	7:02.775				4	
76	SIELECKI	9:26.161	39.587	1:11.734	32.065	5	2:23.386
76	SIELECKI	11:36.124	34.877	1:06.036	29.050	6	2:09.963
76	SIELECKI	13:42.216	34.636	1:03.667	27.789	7	2:06.092
76	SIELECKI	15:46.079	32.733	1:03.306	27.824	8	2:03.863
76	SIELECKI	17:53.279	33.018	1:05.195	28.987	9	2:07.200
76	SIELECKI	20:12.185	39.897	1:10.885	28.124	10	2:18.906
76	SIELECKI	[IN] 22:30.322	34.895	1:18.137	25.105	10	
							25:00.667 FINISH
76	SIELECKI	[IN] 33:09.115				10	

80 WILSON Richard

80	WILSON	[IN]					
----	--------	------	--	--	--	--	--

Num	Nom pilote	Heure	Secteur 1	Secteur 2	Secteur 3	Tour	Temps
Num		Hour	Sector 1	Sector 2	Sector 3	Lap	Time

							START
80	WILSON	2:02.233				1	
80	WILSON	4:25.039	39.991	1:11.744	31.071	2	2:22.806
							5:05.235 FCY FLAG
							6:28.892 RED FLAG
80	WILSON	[IN] 7:25.393	38.501	1:48.982	32.871	2	
							16:00.073 START
80	WILSON	6:55.026				3	
80	WILSON	9:09.731	39.040	1:04.224	31.441	4	2:14.705
80	WILSON	11:10.501	32.516	1:01.361	26.893	5	2:00.770
80	WILSON	13:11.288	32.820	1:01.119	26.848	6	2:00.787
80	WILSON	15:13.758	32.115	1:02.487	27.868	7	2:02.470
80	WILSON	17:27.836	35.832	1:07.111	31.135	8	2:14.078
80	WILSON	19:35.141	32.648	1:05.501	29.156	9	2:07.305
80	WILSON	21:45.614	34.347	1:07.428	28.698	10	2:10.473
80	WILSON	23:45.977	31.684	1:01.706	26.973	11	2:00.363
							25:00.667 FINISH
80	WILSON	25:48.298	32.671	1:03.223	26.427	12	2:02.321

82 FIERRO-ELETA Guillermo

82	FIERRO-ELETA	[IN]					
							START
82	FIERRO-ELETA	44.314				1	

14ème GRAND PRIX DE MONACO HISTORIQUE 2024
 SERIE C : Voitures de Sport - moteur avant de (1952 - 1957)
 SERIE C : Sports Racing cars - front engines (1952 - 1957)
 Essais Qualificatifs / Qualifying Practice Session
 Historique / Records



Num	Nom pilote	Heure	Secteur 1	Secteur 2	Secteur 3	Tour	Temps
Num		Hour	Sector 1	Sector 2	Sector 3	Lap	Time
82	FIERRO-ELETA	3:03.937	44.719	1:06.596	28.308	2	2:19.623
		5:05.235					FCY FLAG
82	FIERRO-ELETA	5:13.681	33.067	1:05.847	30.830	3	2:09.744
		6:28.892					RED FLAG
82	FIERRO-ELETA	[IN] 8:24.138	56.358	1:45.479	28.620	3	
		16:00.073					START
82	FIERRO-ELETA	8:27.106				4	
82	FIERRO-ELETA	10:41.960	39.507	1:06.927	28.420	5	2:14.854
82	FIERRO-ELETA	12:46.757	33.031	1:03.799	27.967	6	2:04.797
82	FIERRO-ELETA	14:59.444	34.731	1:08.913	29.043	7	2:12.687
82	FIERRO-ELETA	17:21.305	34.613	1:17.298	29.950	8	2:21.861
82	FIERRO-ELETA	19:25.182	33.143	1:02.680	28.054	9	2:03.877
82	FIERRO-ELETA	21:27.979	32.546	1:03.045	27.206	10	2:02.797
82	FIERRO-ELETA	23:31.163	32.066	1:03.180	27.938	11	2:03.184
		25:00.667					FINISH
82	FIERRO-ELETA	[IN] 25:34.507	34.225	1:08.904	20.215	11	

84 HUERTGEN Claudia

84	HUERTGEN	[IN]					
							START
84	HUERTGEN	22.213				1	
84	HUERTGEN	2:52.654	45.835	1:14.041	30.565	2	2:30.441
84	HUERTGEN	5:01.483	34.860	1:05.976	27.993	3	2:08.829

		5:05.235					FCY FLAG
		6:28.892					RED FLAG
84	HUERTGEN	[IN] 8:06.262	55.638	1:41.116	28.025	3	
		16:00.073					START
84	HUERTGEN	7:07.049				4	
84	HUERTGEN	9:25.337	38.771	1:10.552	28.965	5	2:18.288
84	HUERTGEN	11:31.093	33.381	1:04.623	27.752	6	2:05.756
84	HUERTGEN	13:34.002	32.571	1:02.631	27.707	7	2:02.909
84	HUERTGEN	15:37.622	32.646	1:03.395	27.579	8	2:03.620
84	HUERTGEN	17:39.855	32.403	1:02.314	27.516	9	2:02.233
84	HUERTGEN	19:56.458	36.818	1:10.327	29.458	10	2:16.603
84	HUERTGEN	22:00.132	32.322	1:02.716	28.636	11	2:03.674
84	HUERTGEN	24:07.748	36.841	1:03.213	27.562	12	2:07.616
		25:00.667					FINISH
84	HUERTGEN	26:12.834	32.096	1:04.608	28.382	13	2:05.086

86 BAKER Brad

86	BAKER	[IN]					
							START
86	BAKER	55.104				1	
86	BAKER	3:20.822	43.557	1:11.640	30.521	2	2:25.718
		5:05.235					FCY FLAG
86	BAKER	5:45.566	38.222	1:10.139	36.383	3	2:24.744

14ème GRAND PRIX DE MONACO HISTORIQUE 2024
 SERIE C : Voitures de Sport - moteur avant de (1952 - 1957)
 SERIE C : Sports Racing cars - front engines (1952 - 1957)
 Essais Qualificatifs / Qualifying Practice Session
 Historique / Records



Num	Nom pilote	Heure	Secteur 1	Secteur 2	Secteur 3	Tour	Temps
Num		Hour	Sector 1	Sector 2	Sector 3	Lap	Time
		6:28.892					RED FLAG
86	BAKER	[IN] 8:54.196	47.489	1:47.788	33.353	3	
		16:00.073					START
86	BAKER	7:22.291				4	
86	BAKER	9:39.285	38.665	1:07.500	30.829	5	2:16.994
86	BAKER	11:54.185	37.926	1:08.500	28.474	6	2:14.900
86	BAKER	14:01.295	34.260	1:03.745	29.105	7	2:07.110
86	BAKER	16:09.131	33.759	1:05.200	28.877	8	2:07.836
86	BAKER	18:20.084	34.265	1:07.271	29.417	9	2:10.953
86	BAKER	20:44.187	50.063	1:05.155	28.885	10	2:24.103
86	BAKER	22:52.856	33.936	1:05.995	28.738	11	2:08.669
		25:00.667					FINISH
86	BAKER	25:03.327	35.335	1:05.676	29.460	12	2:10.471

88 O'NEILL Jeffrey

88	O'NEILL	[IN]					
							START
88	O'NEILL	1:15.454				1	
88	O'NEILL	3:51.119	50.128	1:13.301	32.236	2	2:35.665
		5:05.235					FCY FLAG
		6:28.892					RED FLAG
		16:00.073					START
		25:00.667					FINISH

90 MARTY Didier

90	MARTY	[IN]					
							START
90	MARTY	1:43.392				1	
90	MARTY	4:22.196	47.955	1:17.724	33.125	2	2:38.804
		5:05.235					FCY FLAG
		6:28.892					RED FLAG
90	MARTY	[IN] 7:30.830	42.885	1:51.744	34.005	2	
		16:00.073					START
90	MARTY	6:56.611				3	
90	MARTY	9:33.328	45.347	1:17.994	33.376	4	2:36.717
90	MARTY	12:01.732	39.584	1:15.233	33.587	5	2:28.404
90	MARTY	14:30.896	42.572	1:14.248	32.344	6	2:29.164
90	MARTY	16:59.372	40.960	1:14.944	32.572	7	2:28.476
90	MARTY	19:29.564	40.434	1:16.001	33.757	8	2:30.192
90	MARTY	22:03.658	42.406	1:18.271	33.417	9	2:34.094
90	MARTY	24:29.016	39.968	1:13.461	31.929	10	2:25.358
		25:00.667					FINISH
90	MARTY	27:04.748	40.698	1:19.932	35.102	11	2:35.732

14ème GRAND PRIX DE MONACO HISTORIQUE 2024
 SERIE C : Voitures de Sport - moteur avant de (1952 - 1957)
 SERIE C : Sports Racing cars - front engines (1952 - 1957)
 Course / Race



GRILLE DE DEPART FINALE / FINAL STARTING GRID

Départ / Start : 12/05/2024 - 14h30 Fermeture pré grille / Closing of the grid : 14h15 Durée / Duration : 00h30 10 Tours/Laps = 33.370 Km

- Pole -

			- 1 -	70	WAKEMAN Frederic - GBR (1:59.770)
WILSON Richard - GBR (2:00.363)	80		- 2 -		
			- 3 -	10	SMITH-HILLIARD Max - GBR (2:00.437)
HUERTGEN Claudia - GER (2:02.233)	84		- 4 -		
			- 5 -	36	WOOD Anthony - GBR (2:03.560)
HUNT Martin - GBR (2:05.058)	62		- 6 -		
			- 7 -	8	BOURNE Richard - GBR (2:06.254)
BAKER Brad - CAN (2:07.836)	86		- 8 -		
			- 9 -	18	SUCARI Adrian - ARG (2:09.847)
FRANKLIN David - GBR (2:10.791)	52		- 10 -		
			- 11 -	66	KYVALOVA Katarina - GER (2:11.082)
RATHENOW Lutz - GER (2:15.660)	24		- 12 -		

14ème GRAND PRIX DE MONACO HISTORIQUE 2024
 SERIE C : Voitures de Sport - moteur avant de (1952 - 1957)
 SERIE C : Sports Racing cars - front engines (1952 - 1957)
 Course / Race
 GRILLE DE DEPART FINALE / FINAL STARTING GRID



- Pole -

			- 13 -	28	CHILD Tim - GBR (2:18.419)
BOND Stephen - GBR (2:18.535)	38		- 14 -		
			- 15 -	20	BALLY Jean-Jacques - FRA (2:18.699)
GRIFFIN Paul - GBR (2:19.226)	34		- 16 -		
			- 17 -	32	MACCHI Pierre - FRA (2:22.235)
MARTY Didier - FRA (2:25.358)	90		- 18 -		
			- 19 -	30	BRESLOW John - USA (2:29.324)
WARD Stephen - GBR (2:33.125)	26		- 20 -		
			- 21 -	88	O'NEILL Jeffrey - USA (2:35.665)
HALUSA Niklas - AUT ()	60		- 22 -		
			- 23 -	82	FIERRO-ELETA Guillermo - ESP ()
FISKEN Gregor - GBR ()	64		- 24 -		
			- 25 -	58	BERT Nicolas - BEL ()
OTTIS Tazio - USA ()	54		- 26 -		

14ème GRAND PRIX DE MONACO HISTORIQUE 2024
 SERIE C : Voitures de Sport - moteur avant de (1952 - 1957)
 SERIE C : Sports Racing cars - front engines (1952 - 1957)
 Course / Race
 GRILLE DE DEPART FINALE / FINAL STARTING GRID




- Pole -

		- 27 -	68	ELICABE Manuel - ARG ()
WEBB Nigel - GBR ()	56	- 28 -		
		- 29 -	72	FRIEDRICHS Wolfgang - GER ()
CASTELEIN Maxime - BEL ()	74	- 30 -		
		- 31 -	12	STAES Erik - BEL ()
LANGEWIESCHE Bernd - GER ()	6	- 32 -		
		- 33 -	16	INCERTI Carlo - ITA ()
RAWLINGS Thomas - GBR ()	2	- 34 -		

Commission Sportive
 H. Orsini / S. Bensa / F. Dumont, 12/05/2024, 14:01:28






















12/05/2024 - 13:59 / Page 3/3

Timekeeping by FMC & Vola Timing 

14ème GRAND PRIX DE MONACO HISTORIQUE 2024
 SERIE C : Voitures de Sport - moteur avant de (1952 - 1957)
 SERIE C : Sports Racing cars - front engines (1952 - 1957)

Course / Race

CLASSEMENT FINAL / FINAL CLASSIFICATION

Cit Rnk	Num Num	Pilote Pilot	Nat.Com Nat Com	Classe class	Tours Laps	Temps Time	Moyenne Average	M.Tour B.Lap	Vitesse Speed
1	10	SMITH-HILLIARD Max		1	10	20:42.312	96,70	2:01.719	98,69
2	84	HUERTGEN Claudia		2	10	20:50.365	96,07	2:01.520	98,85
3	60	HALUSA Niklas		3	10	21:01.285	95,24	2:02.620	97,97
4	36	WOOD Anthony		1	10	21:04.425	95,00	2:04.431	96,54
5	70	WAKEMAN Frederic		3	10	21:13.738	94,31	2:01.935	98,52
6	8	BOURNE Richard		1	10	21:14.089	94,28	2:04.192	96,73
7	82	FIERRO-ELETA Guillermo		2	10	21:26.848	93,35	2:04.297	96,64
8	86	BAKER Brad		2	10	21:29.955	93,12	2:07.268	94,39
9	52	FRANKLIN David		2	10	22:20.603	89,61	2:10.760	91,87
10	28	CHILD Tim		1	10	22:51.730	87,57	2:13.710	89,84
11	24	RATHENOW Lutz		1	10	22:55.841	87,31	2:14.547	89,28
12	38	BOND Stephen		1	9	20:47.455	86,67	2:12.964	90,34
13	20	BALLY Jean-Jacques		1	9	21:30.296	83,79	2:18.790	86,55
14	34	GRIFFIN Paul		1	9	22:01.351	81,82	2:19.904	85,86
15	90	MARTY Didier		2	9	22:45.820	79,16	2:26.559	81,96
16	30	BRESLOW John		1	8	20:55.524	76,54	2:29.283	80,47
17	26	WARD Stephen		1	8	21:25.934	74,73	2:32.781	78,63
18	80	WILSON Richard		2	7	14:30.355	96,61	2:01.930	98,52
19	32	MACCHI Pierre		1	7	17:30.930	80,01	2:24.779	82,97

Abandons / DNFs

	18	SUCARI Adrian		1					
	88	O'NEILL Jeffrey		2					

14ème GRAND PRIX DE MONACO HISTORIQUE 2024
SERIE C : Voitures de Sport - moteur avant de (1952 - 1957)
SERIE C : Sports Racing cars - front engines (1952 - 1957)
Course / Race
CLASSEMENT FINAL / FINAL CLASSIFICATION



Selon décision CS /according to décision of SC
6.2.12.16.54.56.58.68.64.62.66.72.74.

Commission Sportive
H. Orsini / S. Bensa / F. Dumont, 12/05/2024, 18:57:02



12/05/2024 - 18:49 / Page 2/2

14ème GRAND PRIX DE MONACO HISTORIQUE 2024
 SERIE C : Voitures de Sport - moteur avant de (1952 - 1957)
 SERIE C : Sports Racing cars - front engines (1952 - 1957)



Course / Race
 Historique / Records

Num	Heure	Secteur 1	Secteur 2	Secteur 3	Tour	Temps
Num	Hour	Sector 1	Sector 2	Sector 3	Lap	Time
2 RAWLINGS Thomas						
2	[IN]					
2						
2		47.058	1:24.279	7:30.135		
START						
2	14.850	1:14.213	1:40.739	1:16.526		
2	2:59.621	47.778	1:21.673	35.320	1	2:44.771
2	5:37.702	43.378	1:20.069	34.634	2	2:38.081
2	8:11.329	42.552	1:17.305	33.770	3	2:33.627
2	10:50.067	43.704	1:20.002	35.032	4	2:38.738
2	13:27.707	43.829	1:19.388	34.423	5	2:37.640
2	16:00.968	42.014	1:16.941	34.306	6	2:33.261
2	18:37.232	44.935	1:17.413	33.916	7	2:36.264
	20:40.935					FINISH
2	21:24.251	42.052	1:31.548	33.419	8	2:47.019

6 LANGEWIESCHE Bernd

6	[IN]					
6						
6		49.521	1:28.084	7:31.323		

Num	Heure	Secteur 1	Secteur 2	Secteur 3	Tour	Temps
Num	Hour	Sector 1	Sector 2	Sector 3	Lap	Time
START						
6	13.443	1:12.876	1:41.280	1:18.211		
6	2:47.530	46.012	1:16.576	31.499	1	2:34.087
6	5:15.615	39.019	1:17.808	31.258	2	2:28.085
6	7:40.010	38.763	1:13.559	32.073	3	2:24.395
6	9:58.772	38.760	1:09.923	30.079	4	2:18.762
6	12:16.774	37.721	1:09.726	30.555	5	2:18.002
6	14:38.877	38.238	1:13.082	30.783	6	2:22.103
6	17:01.283	37.466	1:14.362	30.578	7	2:22.406
6	19:20.692	38.683	1:10.583	30.143	8	2:19.409
	20:40.935					FINISH
6	21:40.674	38.695	1:10.818	30.469	9	2:19.982

8 BOURNE Richard

8	[IN]					
8						
8		55.646	1:31.238	8:20.006		
START						
8	4.734	1:04.256	1:38.336	1:44.733		
8	2:13.180	36.625	1:03.650	28.171	1	2:08.446
8	4:22.221	33.400	1:07.277	28.364	2	2:09.041

Num Num	Heure Hour	Secteur 1 Sector 1	Secteur 2 Sector 2	Secteur 3 Sector 3	Tour Lap	Temps Time
8	6:27.587	33.388	1:03.379	28.599	3	2:05.366
8	8:33.080	33.288	1:04.070	28.135	4	2:05.493
8	10:38.841	33.654	1:04.233	27.874	5	2:05.761
8	12:45.899	34.407	1:04.714	27.937	6	2:07.058
8	14:51.194	34.692	1:02.829	27.774	7	2:05.295
8	16:55.386	33.180	1:02.859	28.153	8	2:04.192
8	19:04.192	36.922	1:03.793	28.091	9	2:08.806
	20:40.935					FINISH
8	21:14.089	33.769	1:07.945	28.183	10	2:09.897

10 SMITH-HILLIARD Max

10	[IN]					
10						
10		56.067	1:30.904	8:25.518		
						START
10	4.470	1:00.978	1:37.971	1:50.444		
10	2:13.844	37.530	1:03.533	28.311	1	2:09.374
10	4:21.063	33.309	1:06.112	27.798	2	2:07.219
10	6:24.033	33.013	1:02.022	27.935	3	2:02.970
10	8:25.868	33.499	1:01.013	27.323	4	2:01.835
10	10:27.587	32.135	1:01.540	28.044	5	2:01.719
10	12:29.665	31.718	1:02.761	27.599	6	2:02.078
10	14:31.932	32.098	1:01.676	28.493	7	2:02.267

Num Num	Heure Hour	Secteur 1 Sector 1	Secteur 2 Sector 2	Secteur 3 Sector 3	Tour Lap	Temps Time
10	16:34.304	34.346	1:00.977	27.049	8	2:02.372
10	18:37.370	32.272	1:02.970	27.824	9	2:03.066
	20:40.935					FINISH
10	20:42.312	32.262	1:05.501	27.179	10	2:04.942

12 STAES Erik

12	[IN]					
12						
12		50.383	1:38.484	7:39.450		
						START
12	13.099	1:12.626	1:41.620	1:18.974		
12	2:49.720	45.399	1:18.892	32.330	1	2:36.621
12	5:17.520	39.233	1:17.460	31.107	2	2:27.800
12	7:40.359	37.489	1:13.625	31.725	3	2:22.839
12	10:02.302	39.515	1:12.019	30.409	4	2:21.943
12	12:16.896	36.242	1:08.230	30.122	5	2:14.594
12	14:34.325	36.362	1:07.806	33.261	6	2:17.429
12	16:51.723	37.476	1:08.831	31.091	7	2:17.398
12	19:12.029	40.216	1:09.672	30.418	8	2:20.306
	20:40.935					FINISH
12	21:27.547	37.235	1:08.760	29.523	9	2:15.518

Num Num	Heure Hour	Secteur 1 Sector 1	Secteur 2 Sector 2	Secteur 3 Sector 3	Tour Lap	Temps Time
16 INCERTI Carlo						
16	[IN]					
16						
16		1:04.057	1:39.039	7:47.811		
						START
16	13.970	1:12.650	1:41.754	1:17.362		
16	2:51.893	46.241	1:18.397	33.285	1	2:37.923
16	5:21.115	39.882	1:16.305	33.035	2	2:29.222
16	7:45.402	38.641	1:13.150	32.496	3	2:24.287
16	10:09.565	38.770	1:12.190	33.203	4	2:24.163
16	12:35.527	39.430	1:12.755	33.777	5	2:25.962
16	14:59.743	38.645	1:14.180	31.391	6	2:24.216
16	17:27.073	40.053	1:15.403	31.874	7	2:27.330
16	19:50.109	39.580	1:11.491	31.965	8	2:23.036
	20:40.935					FINISH
16	22:15.854	39.587	1:14.011	32.147	9	2:25.745

18 SUCARI Adrian

18	[IN]					
18						
18		54.627	1:31.706	8:16.106		
						START

18	6.932	1:09.265	1:36.225	1:43.917		
	20:40.935					FINISH

20 BALLY Jean-Jacques

20	[IN]					
20						
20		52.895	1:27.796	8:12.627		
						START
20	8.335	1:08.488	1:37.654	1:36.931		
20	2:42.136	46.955	1:15.504	31.342	1	2:33.801
20	5:08.446	39.594	1:14.261	32.455	2	2:26.310
20	7:28.352	37.302	1:10.657	31.947	3	2:19.906
20	9:49.204	37.060	1:12.226	31.566	4	2:20.852
20	12:08.735	37.070	1:10.921	31.540	5	2:19.531
20	14:28.980	37.714	1:10.966	31.565	6	2:20.245
20	16:50.862	38.976	1:12.038	30.868	7	2:21.882
20	19:11.506	38.287	1:11.800	30.557	8	2:20.644
	20:40.935					FINISH
20	21:30.296	36.955	1:10.426	31.409	9	2:18.790

24 RATHENOW Lutz

24	[IN]					
----	------	--	--	--	--	--

Num Num	Heure Hour	Secteur 1 Sector 1	Secteur 2 Sector 2	Secteur 3 Sector 3	Tour Lap	Temps Time
24						
24		51.412	1:32.005	8:10.934		
START						
24	7.069	1:11.998	1:36.258	1:39.796		
24	2:29.462	41.147	1:10.317	30.929	1	2:22.393
24	4:48.670	36.704	1:11.838	30.666	2	2:19.208
24	7:04.150	36.381	1:08.573	30.526	3	2:15.480
24	9:20.241	36.392	1:08.527	31.172	4	2:16.091
24	11:34.788	36.376	1:07.835	30.336	5	2:14.547
24	13:51.099	35.791	1:10.326	30.194	6	2:16.311
24	16:07.710	35.761	1:10.176	30.674	7	2:16.611
24	18:24.646	38.482	1:08.281	30.173	8	2:16.936
24	20:40.909	37.165	1:08.029	31.069	9	2:16.263
	20:40.935					FINISH
24	22:55.841	36.222	1:07.963	30.747	10	2:14.932

26 WARD Stephen

26	[IN]					
26						
26		1:02.121	1:38.818	7:33.914		
START						
26	11.792	1:10.838	1:39.604	1:31.877		
26	2:58.028	49.695	1:21.715	34.826	1	2:46.236

Num Num	Heure Hour	Secteur 1 Sector 1	Secteur 2 Sector 2	Secteur 3 Sector 3	Tour Lap	Temps Time
26	5:33.749	42.991	1:18.025	34.705	2	2:35.721
26	8:06.530	42.101	1:16.310	34.370	3	2:32.781
26	10:48.918	46.620	1:20.997	34.771	4	2:42.388
26	13:22.093	40.737	1:17.418	35.020	5	2:33.175
26	15:58.387	41.367	1:19.523	35.404	6	2:36.294
26	18:32.113	41.649	1:16.765	35.312	7	2:33.726
	20:40.935					FINISH
26	21:25.934	43.081	1:36.944	33.796	8	2:53.821

28 CHILD Tim

28	[IN]					
28						
28		50.940	1:31.169	8:14.234		
START						
28	7.626	1:08.053	1:36.679	1:39.347		
28	2:30.702	41.759	1:11.342	29.975	1	2:23.076
28	4:49.319	36.448	1:11.711	30.458	2	2:18.617
28	7:05.214	36.420	1:08.856	30.619	3	2:15.895
28	9:20.354	36.260	1:08.420	30.460	4	2:15.140
28	11:35.133	36.881	1:07.888	30.010	5	2:14.779
28	13:50.561	36.184	1:08.960	30.284	6	2:15.428
28	16:05.876	35.795	1:09.441	30.079	7	2:15.315
28	18:19.586	36.257	1:07.682	29.771	8	2:13.710

Num Num	Heure Hour	Secteur 1 Sector 1	Secteur 2 Sector 2	Secteur 3 Sector 3	Tour Lap	Temps Time
28	20:37.767	37.585	1:10.536	30.060	9	2:18.181
	20:40.935					FINISH
28	22:51.730	36.466	1:07.293	30.204	10	2:13.963

30 BRESLOW John

30	[IN]					
30						
30		1:04.333	1:38.940	7:35.635		
						START
30	11.669	1:10.851	1:38.957	1:33.296		
30	2:55.190	47.425	1:22.283	33.813	1	2:43.521
30	5:26.640	39.315	1:18.505	33.630	2	2:31.450
30	7:55.923	40.122	1:15.416	33.745	3	2:29.283
30	10:29.667	40.016	1:15.876	37.852	4	2:33.744
30	13:01.688	40.370	1:18.052	33.599	5	2:32.021
30	15:32.567	41.208	1:15.868	33.803	6	2:30.879
30	18:10.609	44.130	1:20.221	33.691	7	2:38.042
	20:40.935					FINISH
30	20:55.524	44.146	1:26.071	34.698	8	2:44.915

32 MACCHI Pierre

32	[IN]					
----	------	--	--	--	--	--

Num Num	Heure Hour	Secteur 1 Sector 1	Secteur 2 Sector 2	Secteur 3 Sector 3	Tour Lap	Temps Time
32						
32		59.307	1:29.689	7:57.669		
						START
32	10.747	1:10.180	1:37.814	1:36.849		
32	2:49.298	46.877	1:18.969	32.705	1	2:38.551
32	5:17.501	39.187	1:17.130	31.886	2	2:28.203
32	7:42.280	38.818	1:12.997	32.964	3	2:24.779
32	10:11.287	39.677	1:13.642	35.688	4	2:29.007
32	12:39.768	38.745	1:15.771	33.965	5	2:28.481
32	15:05.365	41.002	1:13.036	31.559	6	2:25.597
32	17:30.930	38.837	1:14.435	32.293	7	2:25.565
32	[IN] 19:45.987	38.387	1:15.242	21.428	7	
	20:40.935					FINISH
32	[IN] 29:41.205				7	

34 GRIFFIN Paul

34	[IN]					
34						
34		50.424	1:28.492	8:09.497		
						START
34	9.932	1:10.919	1:38.407	1:36.964		
34	2:46.270	45.398	1:17.787	33.153	1	2:36.338
34	5:14.606	38.893	1:16.557	32.886	2	2:28.336

Num Num	Heure Hour	Secteur 1 Sector 1	Secteur 2 Sector 2	Secteur 3 Sector 3	Tour Lap	Temps Time
34	7:39.814	39.102	1:13.693	32.413	3	2:25.208
34	10:08.447	41.376	1:13.905	33.352	4	2:28.633
34	12:28.351	37.859	1:10.472	31.573	5	2:19.904
34	14:51.856	38.593	1:10.435	34.477	6	2:23.505
34	17:14.428	39.176	1:12.344	31.052	7	2:22.572
34	19:37.069	39.105	1:11.678	31.858	8	2:22.641
	20:40.935					FINISH
34	22:01.351	39.698	1:12.822	31.762	9	2:24.282

36 WOOD Anthony

36	[IN]					
36						
36		54.683	1:31.381	8:24.321		
						START
36	3.646	1:01.174	1:38.570	1:47.182		
36	2:10.254	35.453	1:03.429	27.726	1	2:06.608
36	4:19.193	33.885	1:07.131	27.923	2	2:08.939
36	6:23.707	33.539	1:02.756	28.219	3	2:04.514
36	8:29.076	33.599	1:03.837	27.933	4	2:05.369
36	10:34.010	33.339	1:03.626	27.969	5	2:04.934
36	12:39.446	34.674	1:02.739	28.023	6	2:05.436
36	14:45.723	34.549	1:03.647	28.081	7	2:06.277
36	16:51.362	33.759	1:03.386	28.494	8	2:05.639

Num Num	Heure Hour	Secteur 1 Sector 1	Secteur 2 Sector 2	Secteur 3 Sector 3	Tour Lap	Temps Time
36	18:55.793	34.459	1:02.295	27.677	9	2:04.431
	20:40.935					FINISH
36	21:04.425	34.982	1:05.165	28.485	10	2:08.632

38 BOND Stephen

38	[IN]					
38						
38		51.045	1:30.365	8:11.528		
						START
38	7.778	1:10.156	1:37.514	1:37.771		
38	2:33.787	43.583	1:12.440	29.986	1	2:26.009
38	4:53.991	37.255	1:12.818	30.131	2	2:20.204
38	7:09.657	36.383	1:09.335	29.948	3	2:15.666
38	9:22.834	36.210	1:07.614	29.353	4	2:13.177
38	11:35.798	35.862	1:07.369	29.733	5	2:12.964
38	13:51.966	36.897	1:09.496	29.775	6	2:16.168
38	16:09.112	36.704	1:10.188	30.254	7	2:17.146
38	18:27.908	38.176	1:10.247	30.373	8	2:18.796
	20:40.935					FINISH
38	20:47.455	38.868	1:11.233	29.446	9	2:19.547

Num Num	Heure Hour	Secteur 1 Sector 1	Secteur 2 Sector 2	Secteur 3 Sector 3	Tour Lap	Temps Time
52 FRANKLIN David						
52	[IN]					
52						
52		53.939	1:32.565	8:16.634		
						START
52	6.278	1:07.845	1:35.683	1:42.196		
52	2:24.182	38.552	1:08.237	31.115	1	2:17.904
52	4:41.723	35.802	1:10.949	30.790	2	2:17.541
52	6:55.143	35.631	1:08.242	29.547	3	2:13.420
52	9:07.243	35.218	1:07.157	29.725	4	2:12.100
52	11:18.544	34.966	1:06.986	29.349	5	2:11.301
52	13:29.304	34.986	1:06.644	29.130	6	2:10.760
52	15:42.751	35.493	1:07.442	30.512	7	2:13.447
52	17:54.137	35.632	1:06.758	28.996	8	2:11.386
52	20:08.235	36.400	1:08.192	29.506	9	2:14.098
						FINISH
52	22:20.603	35.786	1:06.754	29.828	10	2:12.368

54 OTTIS Tazio

54	[IN]					
54						
54		58.196	1:29.857	8:06.583		

Num Num	Heure Hour	Secteur 1 Sector 1	Secteur 2 Sector 2	Secteur 3 Sector 3	Tour Lap	Temps Time
START						
54	10.949	1:11.349	1:40.921	1:23.073		
54	2:31.061	42.605	1:08.878	28.629	1	2:20.112
54	4:47.900	36.484	1:10.741	29.614	2	2:16.839
54	6:57.616	34.517	1:05.529	29.670	3	2:09.716
54	9:09.487	34.845	1:07.802	29.224	4	2:11.871
54	11:20.887	34.626	1:07.825	28.949	5	2:11.400
54	13:35.526	34.161	1:10.762	29.716	6	2:14.639
54	15:44.028	34.078	1:05.614	28.810	7	2:08.502
54	17:54.168	35.996	1:05.891	28.253	8	2:10.140
54	20:03.372	35.238	1:05.768	28.198	9	2:09.204
						FINISH
54	22:11.267	34.285	1:05.075	28.535	10	2:07.895

56 WEBB Nigel

56	[IN]					
56						
56		1:02.668	1:37.046	7:53.861		
START						
56	12.535	1:12.436	1:41.157	1:21.547		
56	2:43.000	44.464	1:15.150	30.851	1	2:30.465
56	5:06.654	39.070	1:14.422	30.162	2	2:23.654
56	7:17.661	34.652	1:06.955	29.400	3	2:11.007

Num Num	Heure Hour	Secteur 1 Sector 1	Secteur 2 Sector 2	Secteur 3 Sector 3	Tour Lap	Temps Time
56	9:28.761	34.874	1:06.888	29.338	4	2:11.100
56	11:41.191	35.239	1:07.438	29.753	5	2:12.430
56	13:52.774	34.656	1:07.052	29.875	6	2:11.583
56	16:07.228	36.382	1:08.510	29.562	7	2:14.454
56	18:19.616	36.485	1:07.037	28.866	8	2:12.388
56	20:35.593	36.708	1:09.874	29.395	9	2:15.977
	20:40.935					FINISH
56	22:48.695	36.838	1:06.875	29.389	10	2:13.102

58 BERT Nicolas

58	[IN]					
58						
58		52.782	1:35.964	7:30.198		
						START
58	10.179	1:11.201	1:40.683	1:23.607		
58	2:25.924	36.399	1:08.806	30.540	1	2:15.745
58	4:40.434	35.324	1:10.048	29.138	2	2:14.510
58	6:48.204	33.779	1:04.952	29.039	3	2:07.770
58	8:54.672	33.702	1:04.158	28.608	4	2:06.468
58	11:00.296	33.722	1:03.738	28.164	5	2:05.624
58	13:06.857	34.105	1:04.343	28.113	6	2:06.561
58	15:12.321	33.855	1:03.040	28.569	7	2:05.464
58	17:18.565	34.298	1:03.840	28.106	8	2:06.244

Num Num	Heure Hour	Secteur 1 Sector 1	Secteur 2 Sector 2	Secteur 3 Sector 3	Tour Lap	Temps Time
58	19:26.398	35.416	1:04.445	27.972	9	2:07.833
	20:40.935					FINISH
58	21:32.659	34.377	1:03.604	28.280	10	2:06.261

60 HALUSA Niklas

60	[IN]					
60						
60				7:24.734		
						START
60	9.545			1:26.958		
60	2:22.235			28.834	1	2:12.690
60	4:26.723			27.595	2	2:04.488
60	6:30.806			27.880	3	2:04.083
60	8:33.934			27.791	4	2:03.128
60	10:39.398			27.879	5	2:05.464
60	12:42.817			27.220	6	2:03.419
60	14:47.969			29.128	7	2:05.152
60	16:53.307			28.168	8	2:05.338
60	18:55.927			27.057	9	2:02.620
	20:40.935					FINISH
60	21:01.285			27.318	10	2:05.358

Num Num	Heure Hour	Secteur 1 Sector 1	Secteur 2 Sector 2	Secteur 3 Sector 3	Tour Lap	Temps Time
62 HUNT Martin						
62	[IN]					
62						
62		55.786	1:31.288	8:21.196		
START						
62	4.147	1:03.442	1:38.010	1:45.529		
62	2:11.854	36.270	1:03.511	27.926	1	2:07.707
62	4:20.357	33.792	1:06.725	27.986	2	2:08.503
62	6:26.904	33.503	1:04.718	28.326	3	2:06.547
62	8:31.831	33.249	1:04.059	27.619	4	2:04.927
62	10:37.021	32.951	1:04.590	27.649	5	2:05.190
62	12:39.783	32.699	1:02.748	27.315	6	2:02.762
62	14:47.235	34.583	1:03.940	28.929	7	2:07.452
62	16:53.863	34.203	1:03.310	29.115	8	2:06.628
62	18:59.591	35.880	1:02.629	27.219	9	2:05.728
	20:40.935					FINISH
62	21:08.138	32.048	1:07.904	28.595	10	2:08.547

64 FISKEN Gregor

64	[IN]					
64						
64		58.338	1:38.502	7:36.818		

Num Num	Heure Hour	Secteur 1 Sector 1	Secteur 2 Sector 2	Secteur 3 Sector 3	Tour Lap	Temps Time
START						
64	9.862	1:10.895	1:40.583	1:24.724		
64	2:24.125	39.265	1:05.723	29.275	1	2:14.263
64	4:27.205	32.737	1:02.933	27.410	2	2:03.080
64	6:33.618	33.111	1:04.436	28.866	3	2:06.413
64	8:36.220	32.655	1:02.635	27.312	4	2:02.602
64	10:39.911	32.543	1:03.673	27.475	5	2:03.691
64	12:43.542	33.516	1:03.083	27.032	6	2:03.631
64	14:49.866	34.373	1:03.255	28.696	7	2:06.324
64	16:54.601	33.137	1:03.067	28.531	8	2:04.735
64	19:00.372	35.376	1:02.953	27.442	9	2:05.771
	20:40.935					FINISH
64	21:05.856	32.549	1:04.710	28.225	10	2:05.484

66 KYVALOVA Katarina

66	[IN]					
66						
66		50.785	1:32.207	8:15.058		
START						
66	6.882	1:07.697	1:35.972	1:41.550		
66	2:25.253	38.347	1:09.419	30.605	1	2:18.371
66	4:42.006	35.355	1:11.670	29.728	2	2:16.753
66	6:55.916	35.747	1:09.262	28.901	3	2:13.910

Num Num	Heure Hour	Secteur 1 Sector 1	Secteur 2 Sector 2	Secteur 3 Sector 3	Tour Lap	Temps Time
66	9:08.063	35.582	1:07.716	28.849	4	2:12.147
66	11:19.262	35.190	1:07.422	28.587	5	2:11.199
66	13:29.917	34.815	1:07.303	28.537	6	2:10.655
66	15:43.692	35.551	1:09.595	28.629	7	2:13.775
66	17:59.245	36.233	1:10.930	28.390	8	2:15.553
66	20:18.459	36.899	1:08.358	33.957	9	2:19.214
	20:40.935					FINISH
66	22:33.300	37.957	1:08.081	28.803	10	2:14.841

68 ELICABE Manuel

68	[IN]					
68						
68		49.911	1:38.993	7:34.996		
						START
68	11.166	1:11.119	1:41.249	1:22.236		
68	2:28.634	40.744	1:07.412	29.312	1	2:17.468
68	4:42.710	34.343	1:10.034	29.699	2	2:14.076
68	6:56.845	35.504	1:09.255	29.376	3	2:14.135
68	9:08.680	35.048	1:07.884	28.903	4	2:11.835
68	11:20.304	35.064	1:07.749	28.811	5	2:11.624
68	13:30.823	34.437	1:07.116	28.966	6	2:10.519
68	15:42.262	35.063	1:06.893	29.483	7	2:11.439
68	17:50.268	34.882	1:04.515	28.609	8	2:08.006

Num Num	Heure Hour	Secteur 1 Sector 1	Secteur 2 Sector 2	Secteur 3 Sector 3	Tour Lap	Temps Time
68	19:58.945	35.957	1:04.551	28.169	9	2:08.677
	20:40.935					FINISH
68	22:07.680	34.287	1:05.521	28.927	10	2:08.735

70 WAKEMAN Frederic

70	[IN]					
70						
70		55.337	1:29.543	8:30.006		
						START
70	1.326	57.249	1:39.753	1:50.967		
70	2:08.741	36.417	1:03.261	27.737	1	2:07.415
70	4:15.183	33.693	1:05.191	27.558	2	2:06.442
70	6:17.768	32.551	1:02.812	27.222	3	2:02.585
70	8:19.703	32.319	1:02.624	26.992	4	2:01.935
70	10:22.937	33.494	1:02.586	27.154	5	2:03.234
70	12:26.992	32.247	1:03.456	28.352	6	2:04.055
70	14:29.543	32.569	1:02.588	27.394	7	2:02.551
70	16:31.792	32.710	1:02.343	27.196	8	2:02.249
70	18:36.373	33.540	1:03.638	27.403	9	2:04.581
	20:40.935					FINISH
70	21:13.738	32.867	1:36.275	28.223	10	2:37.365

Num Num	Heure Hour	Secteur 1 Sector 1	Secteur 2 Sector 2	Secteur 3 Sector 3	Tour Lap	Temps Time
72 FRIEDRICHS Wolfgang						
72	[IN]					
72						
72		52.786	1:26.777	7:31.047		
						START
72	11.957	1:12.238	1:41.505	1:20.034		
72	2:42.738	44.247	1:15.475	31.059	1	2:30.781
72	5:12.885	40.326	1:17.297	32.524	2	2:30.147
72	7:28.724	36.763	1:08.761	30.315	3	2:15.839
72	9:46.204	37.363	1:10.501	29.616	4	2:17.480
72	11:59.287	35.011	1:08.753	29.319	5	2:13.083
72	14:14.140	35.061	1:09.493	30.299	6	2:14.853
72	16:27.713	35.752	1:08.236	29.585	7	2:13.573
72	18:44.019	36.712	1:09.247	30.347	8	2:16.306
	20:40.935					FINISH
72	21:06.103	36.987	1:14.413	30.684	9	2:22.084

74 CASTELEIN Maxime

74	[IN]					
74						
74		57.297	1:38.610	7:41.373		
						START

Num Num	Heure Hour	Secteur 1 Sector 1	Secteur 2 Sector 2	Secteur 3 Sector 3	Tour Lap	Temps Time
74	12.190	1:12.170	1:41.617	1:19.405		
74	2:44.493	44.138	1:17.048	31.117	1	2:32.303
74	5:12.251	39.010	1:17.101	31.647	2	2:27.758
74	7:27.258	36.294	1:08.262	30.451	3	2:15.007
74	9:41.302	36.097	1:07.712	30.235	4	2:14.044
74	11:55.967	36.502	1:08.311	29.852	5	2:14.665
74	14:08.649	36.362	1:06.526	29.794	6	2:12.682
74	16:22.477	35.775	1:07.952	30.101	7	2:13.828
74	18:36.963	37.288	1:07.380	29.818	8	2:14.486
	20:40.935					FINISH
74	20:56.584	38.338	1:11.541	29.742	9	2:19.621

80 WILSON Richard

80	[IN]					
80						
80		54.405	1:29.728	8:29.128		
						START
80	2.169	58.050	1:40.198	1:50.311		
80	2:07.790	34.949	1:03.416	27.256	1	2:05.621
80	4:15.944	36.141	1:05.017	26.996	2	2:08.154
80	6:18.440	32.324	1:02.870	27.302	3	2:02.496
80	8:20.370	32.050	1:02.579	27.301	4	2:01.930
80	10:23.685	33.174	1:02.749	27.392	5	2:03.315

Num Num	Heure Hour	Secteur 1 Sector 1	Secteur 2 Sector 2	Secteur 3 Sector 3	Tour Lap	Temps Time
80	12:27.347	31.813	1:04.321	27.528	6	2:03.662
80	14:30.355	33.938	1:01.727	27.343	7	2:03.008
	20:40.935					FINISH

82 FIERRO-ELETA Guillermo

82	[IN]					
82						
82		50.402	1:39.016	7:32.606		
						START
82	10.492					
82	2:25.489	4:58.185	1:06.266	29.534	1	2:14.997
82	4:38.754				2	2:13.265
82	6:46.406				3	2:07.652
82	8:50.703	4:54.378	1:03.071	27.765	4	2:04.297
82	10:57.783	34.042	1:04.486	28.552	5	2:07.080
82	13:03.917	33.666	1:04.010	28.458	6	2:06.134
82	15:10.431	34.378	1:04.230	27.906	7	2:06.514
82	17:16.522	34.527	1:03.573	27.991	8	2:06.091
82	19:21.540	33.623	1:03.485	27.910	9	2:05.018
	20:40.935					FINISH
82	21:26.848	33.190	1:04.330	27.788	10	2:05.308

84 HUERTGEN Claudia

84	[IN]					
84						
84		55.391	1:31.073	8:24.292		
						START
84	4.289	1:01.560	1:38.065	1:49.229		
84	2:11.729	36.429	1:03.683	27.328	1	2:07.440
84	4:17.679	32.785	1:06.077	27.088	2	2:05.950
84	6:19.199	32.277	1:02.002	27.241	3	2:01.520
84	8:21.591	32.179	1:02.981	27.232	4	2:02.392
84	10:25.132	32.521	1:03.098	27.922	5	2:03.541
84	12:31.197	32.441	1:04.371	29.253	6	2:06.065
84	14:35.251	33.338	1:02.633	28.083	7	2:04.054
84	16:38.546	33.393	1:02.532	27.370	8	2:03.295
84	18:41.980	33.058	1:02.555	27.821	9	2:03.434
	20:40.935					FINISH
84	20:50.365	34.363	1:05.282	28.740	10	2:08.385

86 BAKER Brad

86	[IN]					
86						
86		54.731	1:31.747	8:20.215		

Num Num	Heure Hour	Secteur 1 Sector 1	Secteur 2 Sector 2	Secteur 3 Sector 3	Tour Lap	Temps Time
						START
86	5.269	1:03.696	1:38.028	1:43.908		
86	2:15.449	37.315	1:04.510	28.355	1	2:10.180
86	4:24.299	33.145	1:07.302	28.403	2	2:08.850
86	6:34.200	33.402	1:06.844	29.655	3	2:09.901
86	8:41.468	33.669	1:04.958	28.641	4	2:07.268
86	10:49.061	33.317	1:04.637	29.639	5	2:07.593
86	12:56.872	33.880	1:05.193	28.738	6	2:07.811
86	15:05.015	33.380	1:06.138	28.625	7	2:08.143
86	17:14.215	35.460	1:05.489	28.251	8	2:09.200
86	19:22.338	34.329	1:04.560	29.234	9	2:08.123
						FINISH
86	21:29.955	34.008	1:04.197	29.412	10	2:07.617

90 MARTY Didier

90	[IN]					
90						
90		1:05.095	1:39.080	7:35.289		
						START
90	9.370	1:11.279	1:39.117	1:32.427		
90	2:41.456	43.735	1:16.316	32.035	1	2:32.086
90	5:12.222	39.411	1:18.970	32.385	2	2:30.766
90	7:38.781	40.448	1:13.957	32.154	3	2:26.559

Num Num	Heure Hour	Secteur 1 Sector 1	Secteur 2 Sector 2	Secteur 3 Sector 3	Tour Lap	Temps Time
90	10:09.109	39.826	1:16.046	34.456	4	2:30.328
90	12:38.974	39.081	1:17.314	33.470	5	2:29.865
90	15:17.043	41.143	1:16.387	40.539	6	2:38.069
90	17:45.676	40.395	1:15.001	33.237	7	2:28.633
90	20:17.325	43.053	1:15.322	33.274	8	2:31.649
						FINISH
90	22:45.820	40.013	1:14.787	33.695	9	2:28.495

1001 SC

1001						
						START
1001	[IN] 43.437	14:29.859	59.641	8:34.639		
						FINISH
	20:40.935					

14ème GRAND PRIX DE MONACO HISTORIQUE 2024
 SERIE C : Voitures de Sport - moteur avant de (1952 - 1957)
 SERIE C : Sports Racing cars - front engines (1952 - 1957)



Course / Race
 PALMARES

Cl Rnk	Num Num	Pilote Pilot	Nat Pil Nat Pil	Classe class	Tours Laps	Temps Time	Moyenne Average	M.Tour B.Lap	Vitesse Speed
-----------	------------	-----------------	--------------------	-----------------	---------------	---------------	--------------------	-----------------	------------------


VAINQUEUR DE LA SERIE

1	10	SMITH-HILLIARD Max		1	10	20:42.312	96,70	2:01.719	98,69
---	----	--------------------	---	---	----	-----------	-------	----------	-------


DEUXIEME DE LA SERIE

1	84	HUERTGEN Claudia		2	10	20:50.365	96,07	2:01.520	98,85
---	----	------------------	---	---	----	-----------	-------	----------	-------


TROISIEME DE LA SERIE


1	60	HALUSA Niklas		3	10	21:01.285	95,24	2:02.620	97,97
---	----	---------------	---	---	----	-----------	-------	----------	-------

VAINQUEUR DE LA CLASSE 1

1	10	SMITH-HILLIARD Max		1	10	20:42.312	96,70	2:01.719	98,69
---	----	--------------------	---	---	----	-----------	-------	----------	-------

VAINQUEUR DE LA CLASSE 2

1	84	HUERTGEN Claudia		2	10	20:50.365	96,07	2:01.520	98,85
---	----	------------------	---	---	----	-----------	-------	----------	-------

Cl Rnk	Num Num	Pilote Pilot	Nat Pil Nat Pil	Classe class	Tours Laps	Temps Time	Moyenne Average	M.Tour B.Lap	Vitesse Speed
VAINQUEUR DE LA CLASSE 3									
1	60	HALUSA Niklas		3	10	21:01.285	95,24	2:02.620	97,97